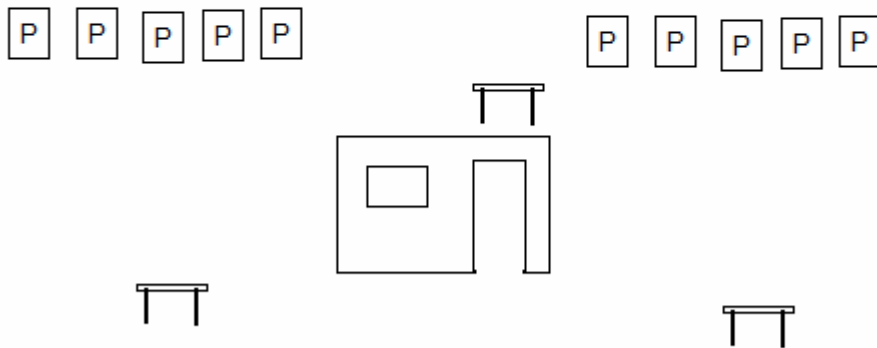
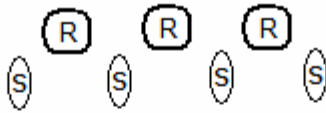


Stage One

Blessed Are They



Ben Cartwright, with the help of the new minister in Carson City, Rev. Jordan, must decide who will get custody of the twin grandchildren between two feuding families. Then things get ugly.

Line: “Who should get the grandchildren?”

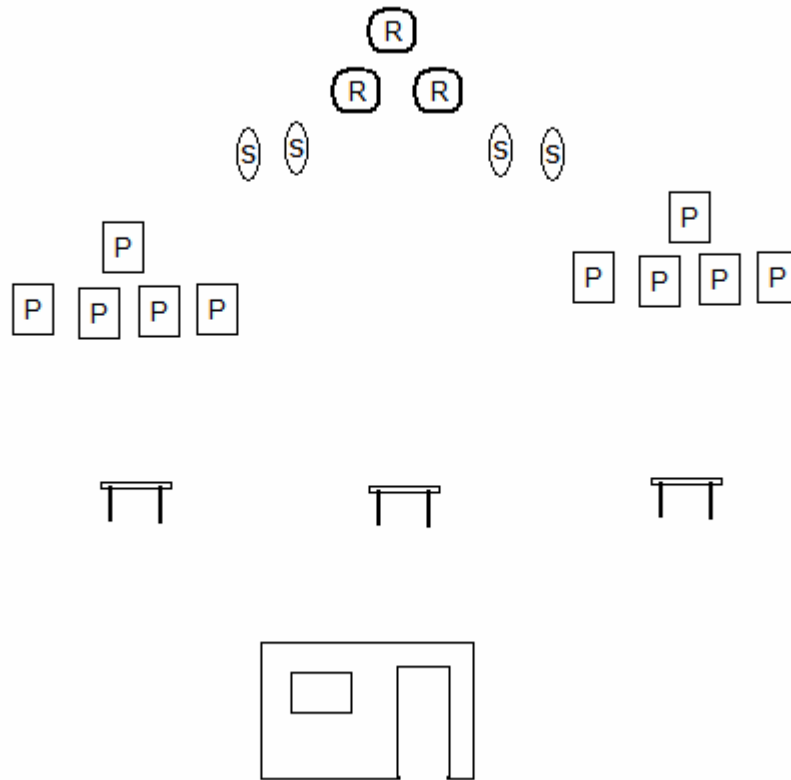
Ammo: 10 pistol, 9 rifle, and 4 shotgun

Staging: Pistols loaded with 5rds each & holstered. Rifle loaded with 9rds staged on table on either side of doorway. Shotgun placed open & empty on table inside church.

Sequence: Shooter will start at either far left or far right table, your choice, with both arms folded across the chest, standing upright. State line and ATB with 1st pistol engage the 5 targets in the following order. Outside, Outside, Inside, Inside, Center. Move to opposite table and follow same shooting order with 2nd pistol. Get rifle and Nevada sweep the 3 rifle targets, shooting through doorway. Place rifle on table inside church and use your shotgun to knock down the 4 targets.

Stage Two

Hop Sing, Where's My Breakfast?



Hoss Cartwright is hungry as a bear and meaner than a hornet. He stomps into the kitchen and finds Hop Sing has not yet started cooking. “Where’s my breakfast?” he growls. Better stay out of his way or you could get shot...or worse.

Ammo: 10 pistol, 10 rifle, and 4 shotgun

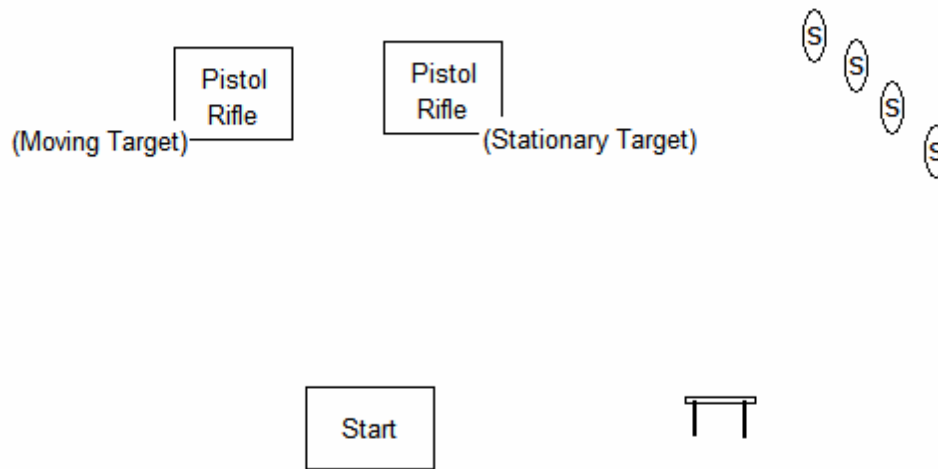
Staging: Pistols loaded with 5rds each and holstered. Rifle loaded with 10rds and staged on center table. Shotgun staged on either end table, open and empty.

Line: Where’s my breakfast??

Sequence: Shooter will begin standing behind an end table where shotgun is NOT staged, holding pan in one hand and an egg in the other. State line and ATB drop pan and egg. Use pistols to single tap sweep the 5 pistol targets from either direction, then with 2nd pistol single tap the next group of pistol targets from either direction. Move to rifle and engage the 3 rifle targets in a circular sweep, starting on any target with 4rds, 2rds, 2rds, and then 2rds back on the first target. Return rifle to table. Move to shogun and knock down the 4 targets sweeping from either direction, **ALL MUST FALL IN ORDER OF THE SWEEP.**

Stage Three

The Rescue



The Cartwright boys go after some rustlers, but soon find themselves in a grave situation, despite warnings by Ben to be careful.

Ammo: 10 pistol, 9 rifle, and 4 shotgun

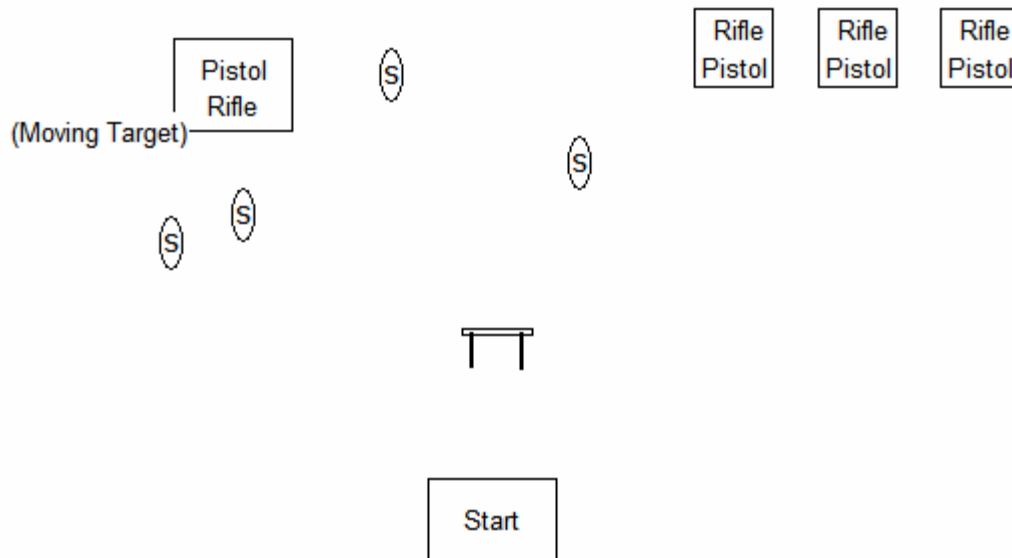
Staging: Pistols loaded with 5rds each and holstered. Rifle loaded with 9 rounds and staged on either table. Shotgun is open and empty staged on same table.

Starting line: “We should’ve listened to pa!”

Sequence: Shooter will start standing in front of the rustler, hands on rustler and holding the rope. State line and ATB pull the rope. Please use 1st pistol to engage the 2 targets with an alternating 1,3,1 sequence, starting on the right target (stationary target). Repeat with 2nd pistol. Move to table. Use rifle to alternate the 2 targets with a 1,3,1,3,1 sequence, starting on the right (stationary target). Rifle goes back to the table and use shotgun to knock down the 4 targets.

Stage Four

The Ponderosa herd has Texas Tick Fever!



The herd at the Ponderosa has been exposed to deadly Texas Tick Fever. The other ranchers catch wind of this and aim to destroy the entire herd at the Ponderosa to prevent this disease from spreading to the other herds in the valley. The angry mob arrives to find the Cartwrights are ready and willing to take action to defend themselves and their herd. When one of the mob members goes for their gun, the shooting starts...

Ammo: 10 pistol, 9 rifle, and 4 shotgun

Staging: Pistols loaded with 5rds each & holstered. Rifle loaded with 9rds and held down at your side in one hand, horizontal, with muzzle pointing down range. Shotgun staged on table open & empty.

Line: "Now hold on there!"

Sequence: Shooter will begin with both feet in starting box, both hands down by your side, holding rope in one hand, rifle horizontally in the other hand, rifle pointing in a safe direction down range. State the line and ATB pull rope, then use rifle to engage the 4 targets in the following order, starting on left T1-1rd, T2-2rds, T1-1rd, T3-2rds, T1-1rd, T4-2rds. Place rifle on table where the shotgun is staged. With 1st pistol engage the 3 targets on the right with a 2, 2, 1 sweep and then with the 2nd pistol sweep with a 1, 2, 2 sweep from the **SAME** direction. Use shotgun to knock down the 4 targets.