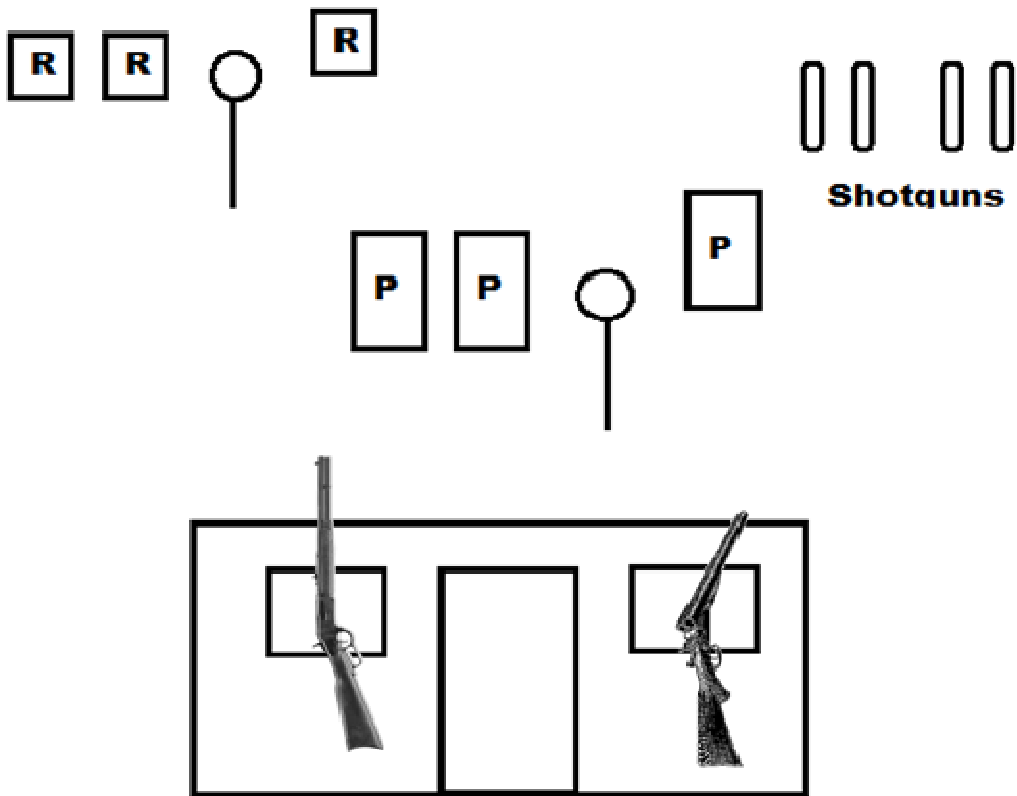


Stage One



START

Rifle loaded with 10 fast and accurate rounds, staged in left window

Pistol loaded with 5 rounds each, holstered

4+ shotgun rounds on your person, staged in right window

Begin standing in the doorway hands on doorframe.

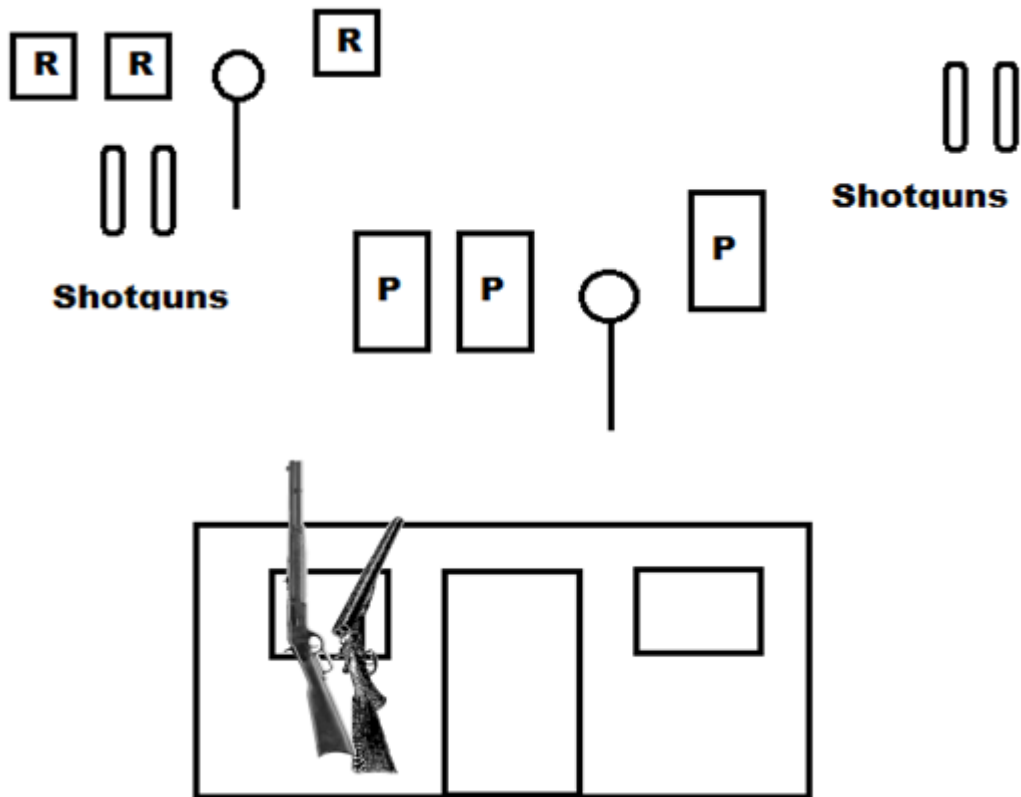
When ready say **"Something doesn't look right in this house."**

At the beep move to shotgun or rifle. Shoot shotgun targets in any order.

Rifle is shot in a continuous Nevada sweep.

Pistols are shot last employing another continuous Nevada Sweep from the doorway.

Stage Two



START

Rifle loaded with 10 rounds and staged in left window
Pistol loaded with 5 rounds each, holstered
4+ shotgun rounds on your person, staged in left window

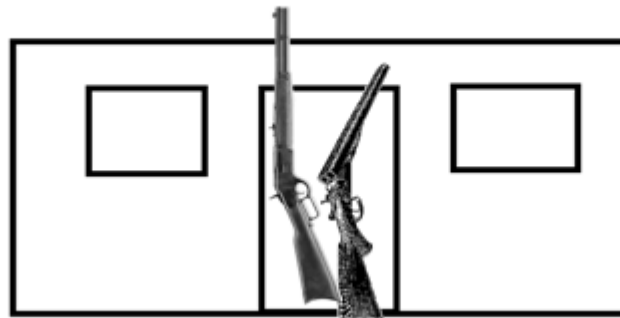
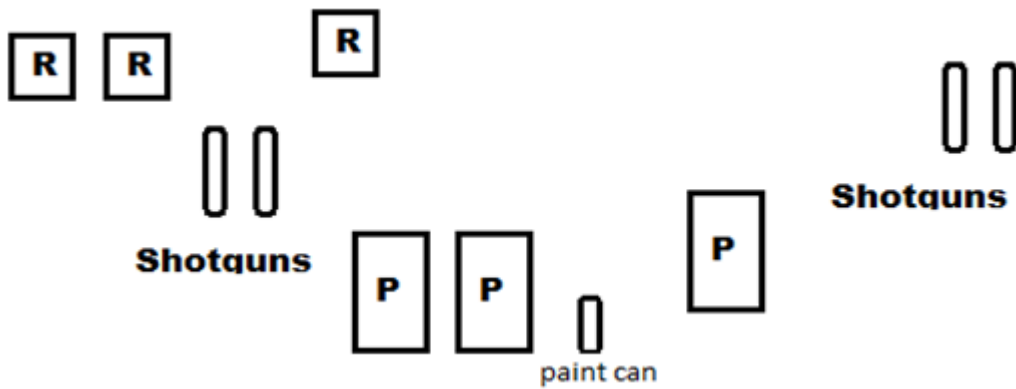
Begin standing at left window, hands on rifle, rifle flat on table.

At the beep engage the 3 larger rifle targets with two rounds each and the smaller rifle target with four rounds each, any order.

Engage two shotgun targets from left window.

Move to doorway and engage two more shotgun targets. With pistols engage the pistol targets with same instructions as the rifle sequence.

Stage Three



START

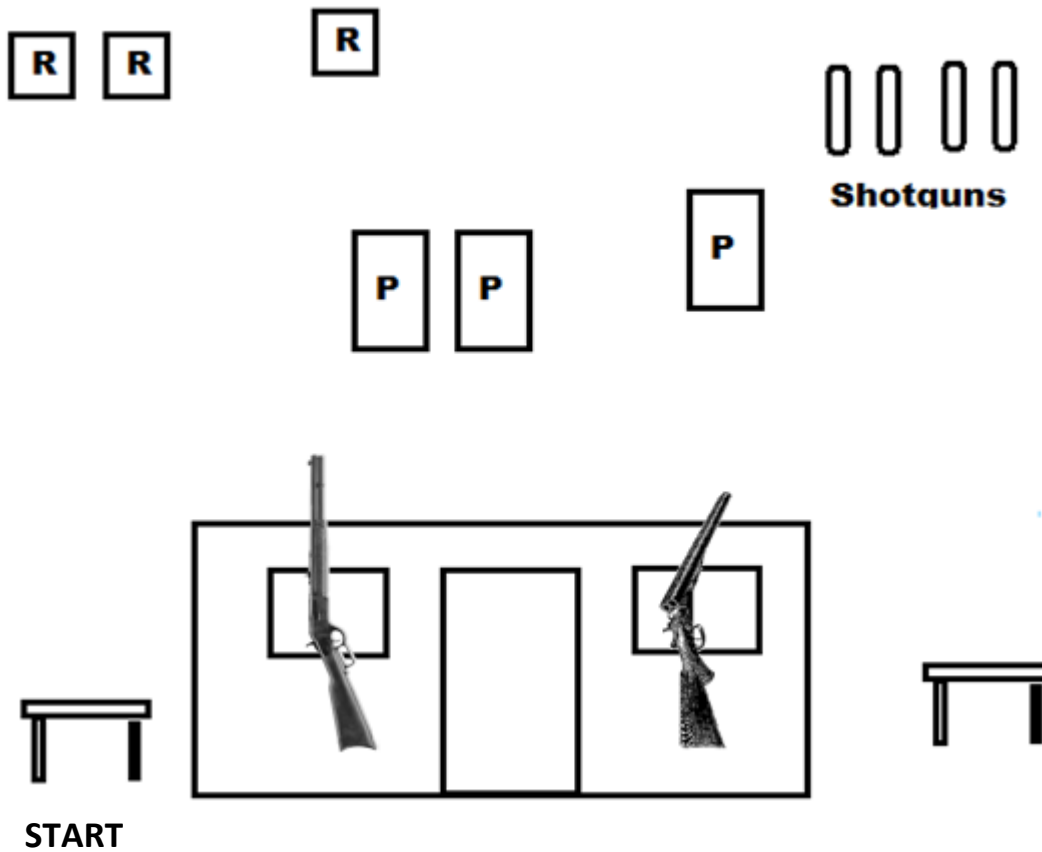
Rifle loaded with 10 rounds and staged in doorway
Pistols loaded with 5 rounds each and holstered
Shotgun staged in doorway with 4+ rounds on your person

At the beep engage the paint can and the three rifle targets with your 10 rifle rounds. Each target must be shot at least once.

Then with either pistols or shotgun, your choice, engage the shotgun targets in any order and fire 10 rounds at the pistol targets.

You must engage each pistol target at least once.

Stage Four



Rifle loaded with 10 rounds and staged in left window
Pistols loaded with 5 rounds each and holstered
Shotgun staged in right window with 4+ rounds on your person

Begin standing behind left table.

At the beep move to rifle and engage rifle targets with 3 shots on middle target and then 1 shot on each outside targets for 5 rounds . Repeat instructions again for the next 5 rifle rounds.

Move to doorway and engage pistol targets with same instructions as the rifle sequence.

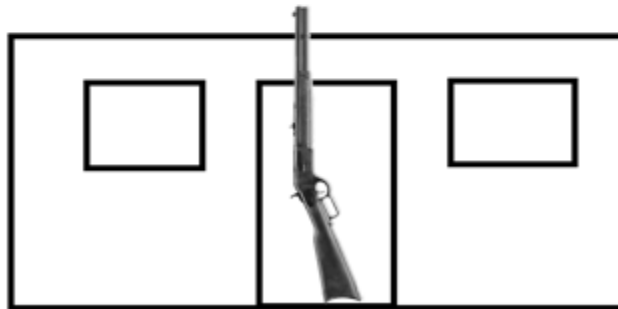
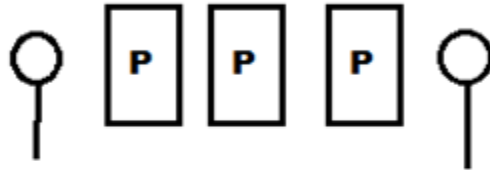
Get shotgun from right window and step off of porch.

Engage the shotgun targets from behind right table.

Stage Five



Shotguns



START

Rifle loaded with 10 rounds and staged in doorway
Pistols loaded with 5 rounds each and holstered
Shotgun held in both hands

Begin standing behind table.

At the beep engage the 4 shotgun targets. Make shotgun safe.

With rifle engage the targets with 2 rounds each.

With pistols engage the targets with 2 rounds each.