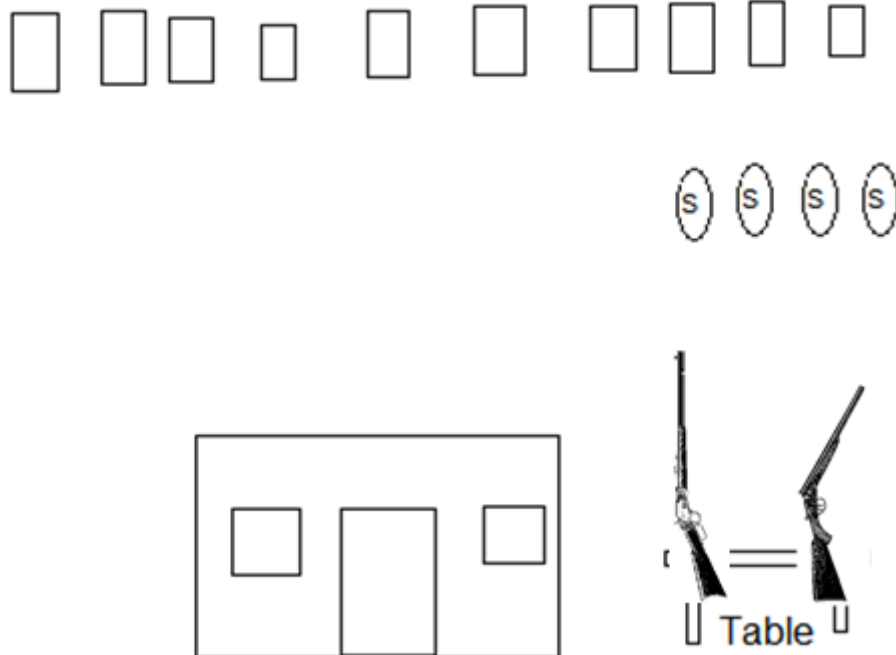


## Stage 1



Pistols loaded with 5 rounds each and holstered  
Rifle loaded with 10 rounds and staged on table  
Shotgun staged on table with 4+ rounds on your person

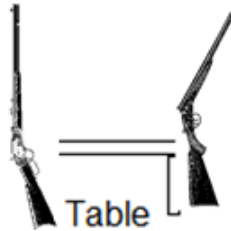
Begin standing behind table.

At the beep, pick up shotgun and engage the 4 shotgun targets.

Return shotgun to table, retrieve rifle and put one shot on each target. You may reload and make up any misses.

Move to doorway and engage each target with a pistol shot. You may reload appropriate pistol to make up any misses.

## Stage 2



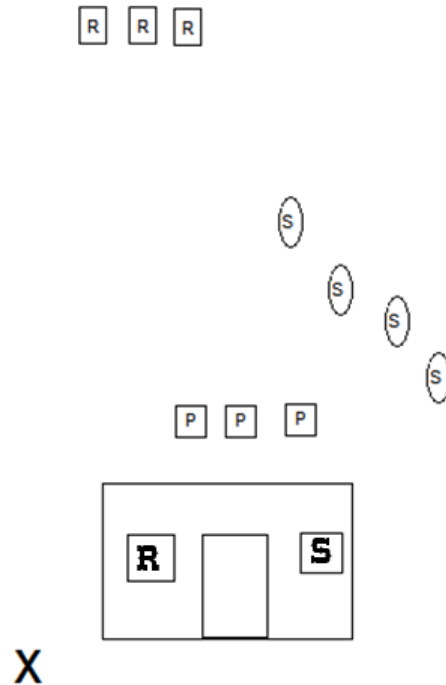
Pistols loaded with 5 rounds each and holstered  
Rifle loaded with 10 rounds and staged on table  
Shotgun staged on table with shells placed in box on table

When ready **talk about the weather** a bit.

Then at the beep, engage each target with a pistol bullet, and then engage each target with a rifle bullet. (Do not engage the shotgun targets at this time). You may reload the appropriate weapon to make up any misses.

Finish by knocking down all shotgun targets.

### Stage 3



Pistols loaded with 5 rounds each and holstered  
Rifle loaded with 10 rounds and staged in left window, stock of rifle must be completely inside window  
Shotgun staged in right window with shot shells on your person

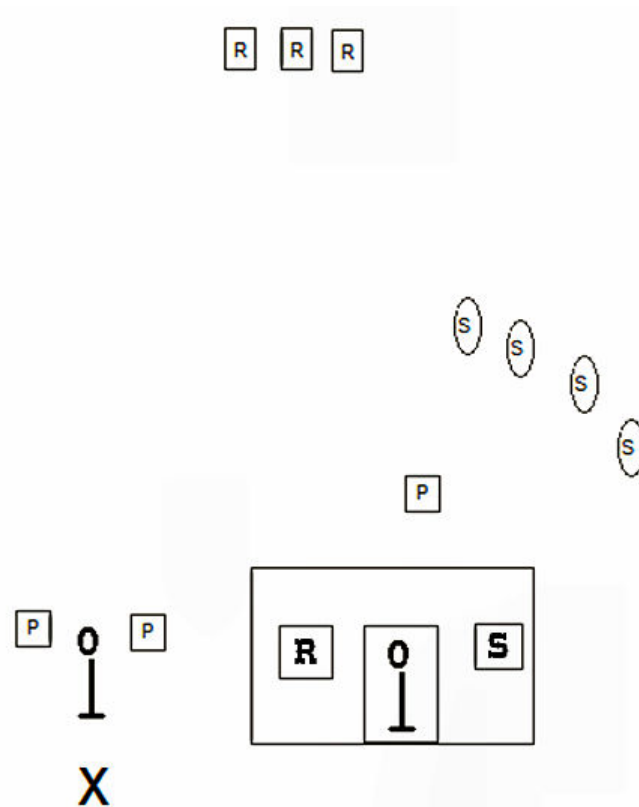
Begin standing in starting box (signified with the X) with hands not touching pistols. When ready **nod your head**.

At the beep, move to left window and engage pistol targets in a Nevada sweep, starting on the left target. Move to doorway and engage pistol targets in another Nevada Sweep, again starting on the left.

Move back to left window and with rifle engage the rifle targets with 2 Nevada sweeps, starting from the left (example-1,2,3,2,1,1,2,3,2,1).

Move to right window and engage the shot gun targets left to right, in order.

## Stage 4



Pistols loaded with 5 rounds each and holstered  
Rifle loaded with 9 rounds and staged in left window  
Shotgun staged in right window with shot shells on your person

Begin standing in starting box (signified with the X) with hands not touching pistols. When ready say “**DRAW!**”

At the beep engage the left target, then middle target until hit, and the remaining rounds on the right target.

Move to left window and engage the rifle targets with triple taps.

Move to doorway and with second pistol engage the target in doorway until hit, any remaining rounds go on the last pistol target.

Move to right window and with shotgun engage the 4 shotgun targets in any order.