

Stage 1 - DEFENDING THE MACON STORE

You're watching out for your store and see the outlaws coming. You grab a rifle and shotgun from the store and get ready to defend your life and property.

GUNS:

Rifle

Shotgun

Two Pistols

Ammo:

9 Rounds

4 + Rounds

5 Rounds each

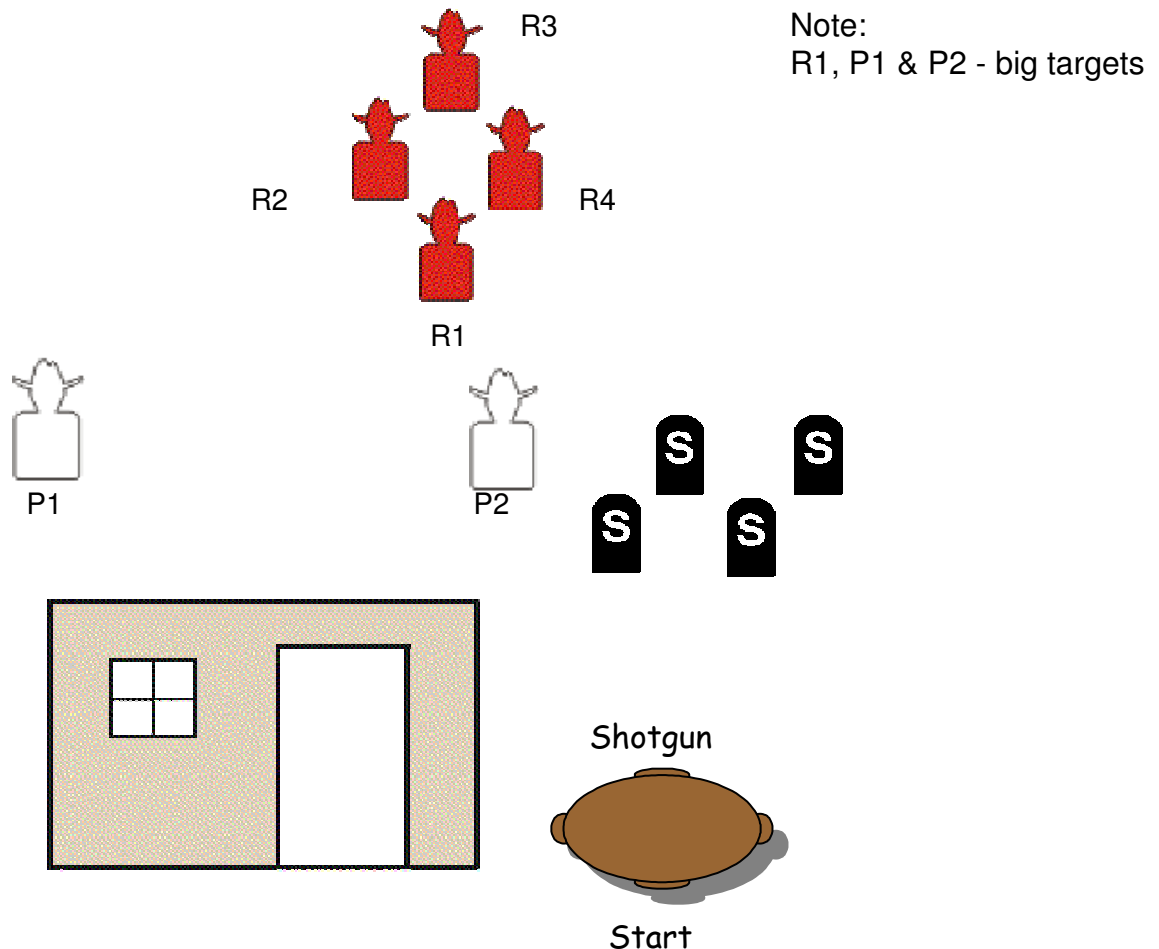
Start: Standing behind table, rifle at port arms. Shotgun on table.

WHEN READY SAY "YOU AIN'T GETTING THE STORE". At The Signal: Shoot rifle in a clockwise sweep for 9 rounds starting on R1. Place rifle on table.

Move to window and shoot the two pistol targets with 2 on P1, 1 on P2, then 2 on P1.

Move to door and repeat, but starting on right. 2 on P2, 1 on P1 and 2 on P2

Move to table and shoot 4 shotgun targets.



Stage 2 STANDING GUARD OUT BACK

You're standing guard outside the store to prevent the outlaws from sneaking back to loot the store. You see them coming and take them down.

GUNS:

Rifle

Shotgun

Two Pistols

Ammo:

9 Rounds

4 + Rounds

5 Rounds each

Start:

Standing at the door with hands on doorway - shoulder high.

Shotgun open and empty on table.


Rifle loaded with 9 rounds - staged on table.

At The Signal:

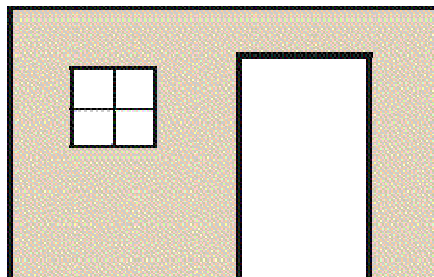

With pistols double tap the three pistol targets

Move to rifle and triple tap the rifle targets.

With shotgun and shoot shotgun targets, close first, then back targets.




P1 , P2 & P3 - Big Targets



Start

Rifle & Shotgun



Stage 3- STILL MINDING THE STORE

You've having some grub and suddenly the scoundrals want you for shooting up their outlaw buddies.

GUNS:

Rifle

Shotgun

Two Pistols

Ammo:

10 Rounds

4 + Rounds

5 Rounds each

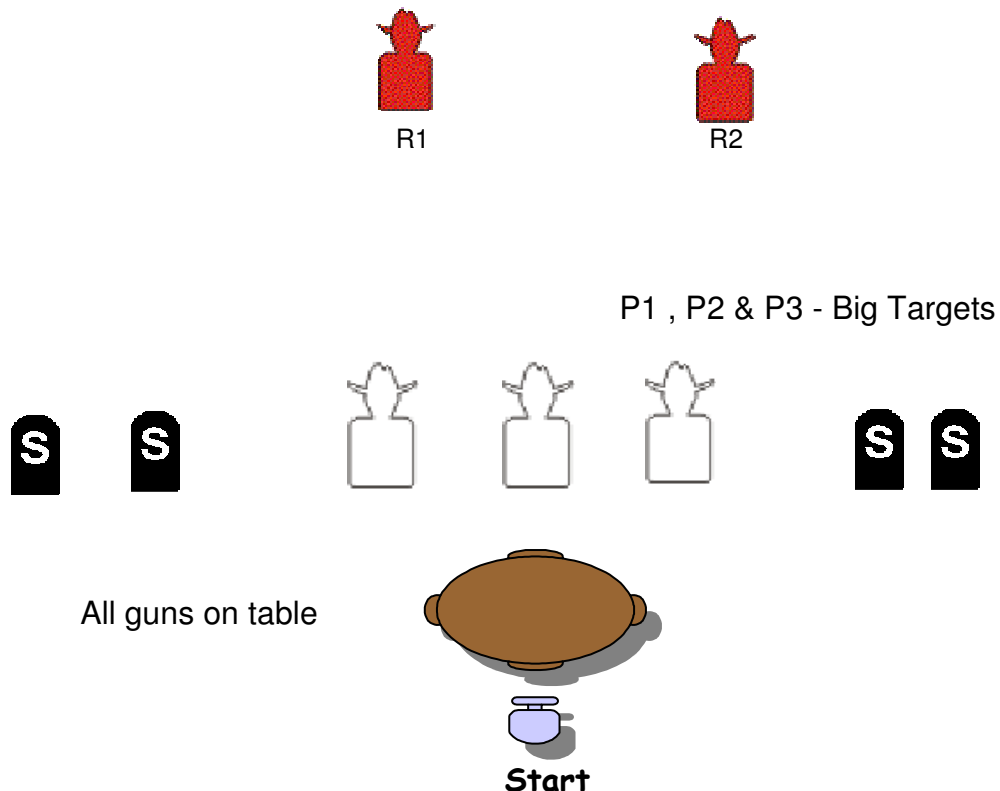
Start:

Seated at the table. Pistols loaded with 5 each and staged on the table.

Your rifle, loaded with 10 rounds - staged on the table.

Empty shotgun on the table. Pistols must be staged on table.

When ready say " better drop those guns" At The Signal: While sitting, with pistol Nevada sweep pistol targets. With second pistol, repeat Nevada sweep in same direction, return pistols to table. Either sitting or standing, use rifle to alternate between 2 targets for 10 rounds. (Stand) and shoot shotgun targets, any order return empty and open to table.



Stage 4 - ANOTHER SHOOT OUT

You're hiding behind the cactus. You covered the ground with twigs so you can hear the last of the outlaws sneaking up to loot the town.

GUNS:

Rifle

Shotgun

Two Pistols

Ammo:

9 Rounds

4 + Rounds

5 Rounds each

Start: Standing behind barrels - hands on pistols


Pistols loaded with 5 each and holstered.

Empty shotgun on table, Rifle loaded with 9 rounds and staged on the table.

When ready say " Hands up"

Move to the side of "cactus" and shoot outside pistol target with 3 rounds, center target with two. Move to other side of "cactus" to shoot outside target with 3, center with 2.

Move to rifle and Nevada sweep for 9 rounds. With shotgun shoot 4 shotgun targets.




P1 , P2 & P3 - Big Targets



Table on the side of your choice



Start



Stage 5 - ONE LAST SHOOT OUT

The not-so surprise stage