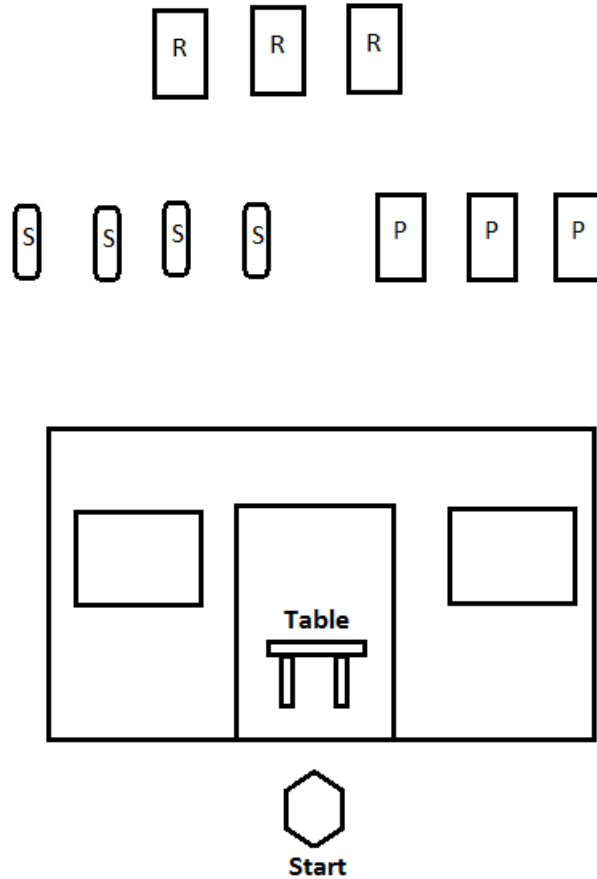


Macon Cowboys – September ‘11

Stage One



Rifle loaded with 9 rounds and held at port arms, extra reload on your person

Pistols loaded with 5 rounds each and holstered

Shotgun staged in left window with at least 4 rounds on your person

Begin standing in the start area, holding rifle at port arms.

When ready say **“I’m coming in!”**

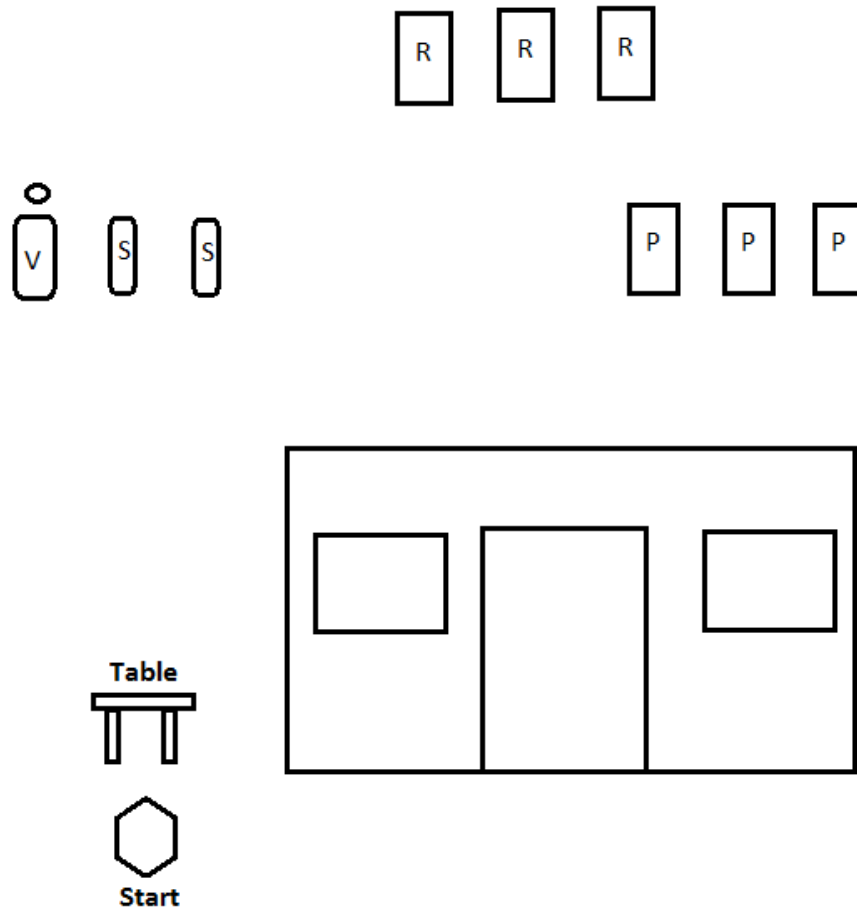
At the beep, engage the 3 rifle targets with 2 rounds each. Make rifle safe, move to doorway and engage each rifle target with 1 round each. Load one round from your person and re-engage the middle rifle target. Make rifle safe.

Move to right window and engage the 3 pistol targets with 2 rounds each, then engage the pistol targets with 1 round each. With the last pistol round re-engage the middle pistol target.

Holster your pistols, move to left window and engage 4 shotgun targets.

Macon Cowboys – September ‘11

Stage Two



Rifle loaded with 9 rounds and staged in left window

Pistols loaded with 5 rounds each and holstered

Shotgun staged on table with at least 4 rounds on your person

Begin standing behind table with your hands on your shot shells.

When ready say **“Lordy, Lordy. Looks like hells a-coming.”**

At the beep engage the four shotgun targets. Return shotgun to table.

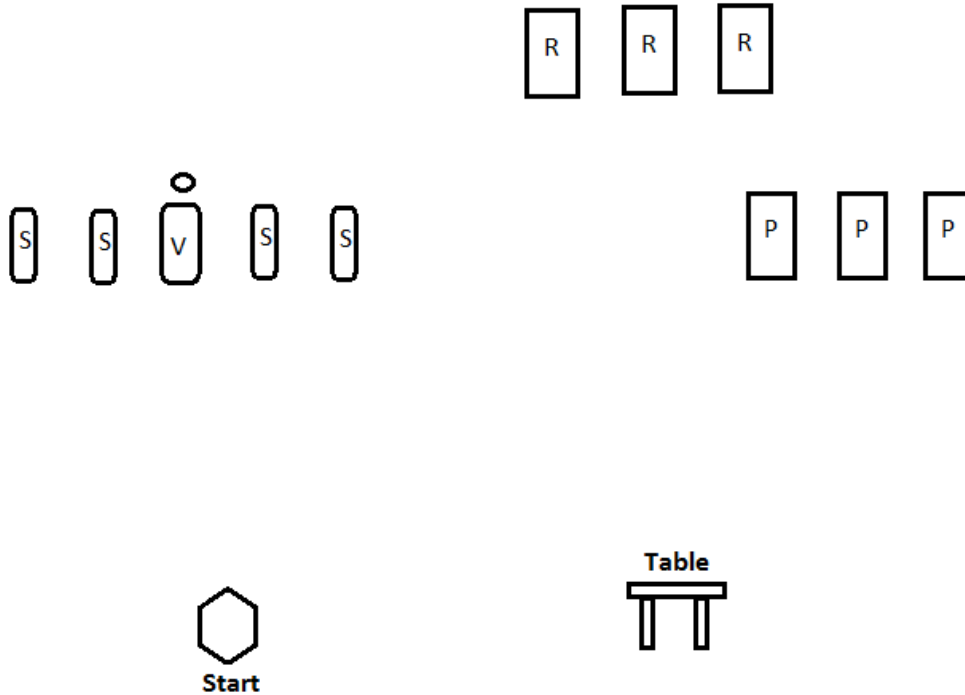
Move to left window and engage the rifle targets with 3 rounds each.

Leaving rifle in the window, move to right window and engage the pistol targets with 3 rounds each. With last pistol round engage one to the rifle targets.

If you hit the rifle target with your pistol, be sure to thank Tuco Forsyth.

Macon Cowboys – September ‘11

Stage Three



Rifle loaded with 10 rounds and staged on table

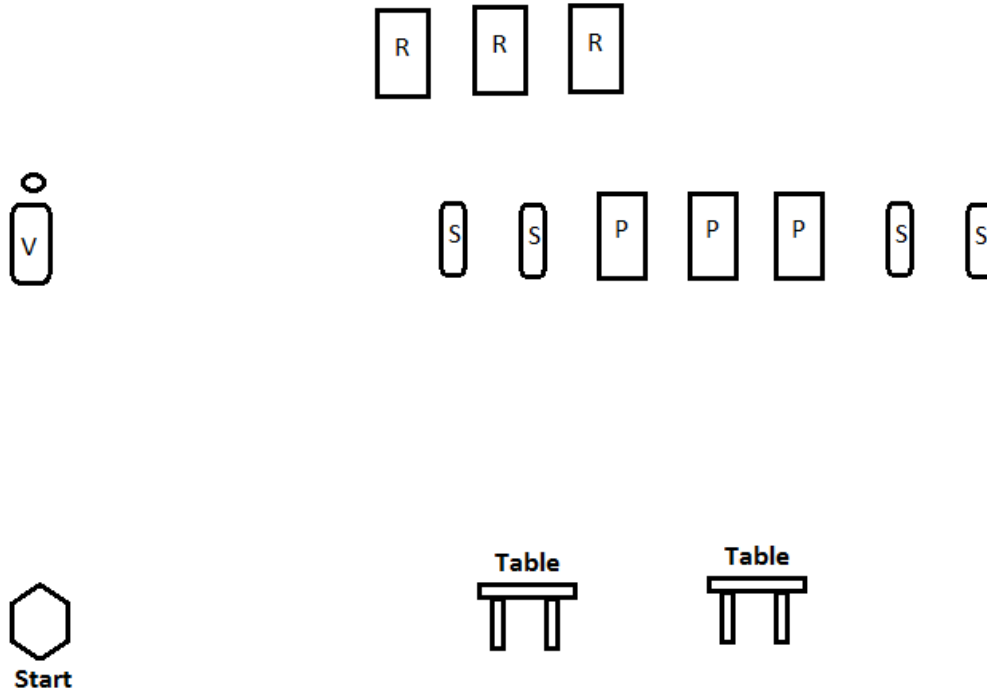
Pistols loaded with 5 rounds each and holstered

Shotgun held at port arms with at least 6 rounds on your person

Begin standing in the start area in front of center shotgun target. When ready say “Keep pushing. I’ll give some you trouble”. At the beep engage the 6 shotgun targets, any order. Put shotgun on table and with rifle engage the rifle targets 3 shots on R-1, 2 shots on R-2, 3 shots on R-3, 2 shots on R-2. Return rifle to table. Move to center of the pistol targets. With first pistol engage P-1 with 3 shots and P-2 with 2 shots. With second pistol engage P-3 with 3 shots and P-2 with 2 shots.

Macon Cowboys – September ‘11

Stage Four



Rifle loaded with 9 rounds and staged on left table

Pistol loaded with 5 rounds each and holstered

Shotgun held in one hand with at least 6 rounds on your person

Begin standing in start area with one hand on the shotgun and one hand on your shot shells. When ready say “**Got you in my sights**”.

At the beep engage the vomit target. Put shotgun on left table.

Get your rifle and sweep the targets 3 times, no double taps. Return rifle to table.

Retrieve your shotgun and engage the shotgun targets in front of left table. Put shotgun on right table.

With pistols engage the pistol targets with two Nevada sweeps.

Retrieve shotgun and engage the last two shotgun targets.