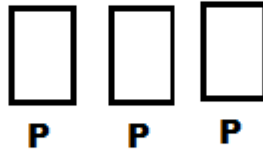
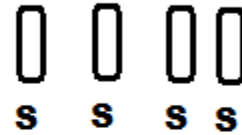


Stage One



Rifle loaded with 10 rounds and staged on left table

Pistols loaded with 5 rounds each and holstered

Shotgun staged on right table with 4+ rounds on your person

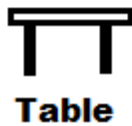
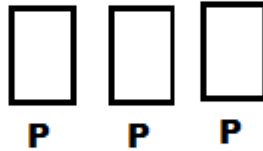
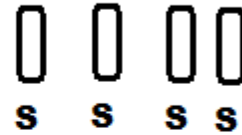
Begin standing behind left table with both hands on rifle, rifle still on table.

At the beep alternate the two outside rifle targets with 4 rounds and then put 6 rounds on middle target. Make rifle safe

Move to the middle of the pistol targets and alternate the two outside pistol targets with 4 rounds and then put 6 rounds on the middle target.

Moving to shotgun engage the shotgun targets in any order.

Stage Two



Rifle loaded with 10 rounds and staged on left table

Pistols loaded with 5 rounds each and holstered

Shotgun staged on right table with 4+ rounds on your person

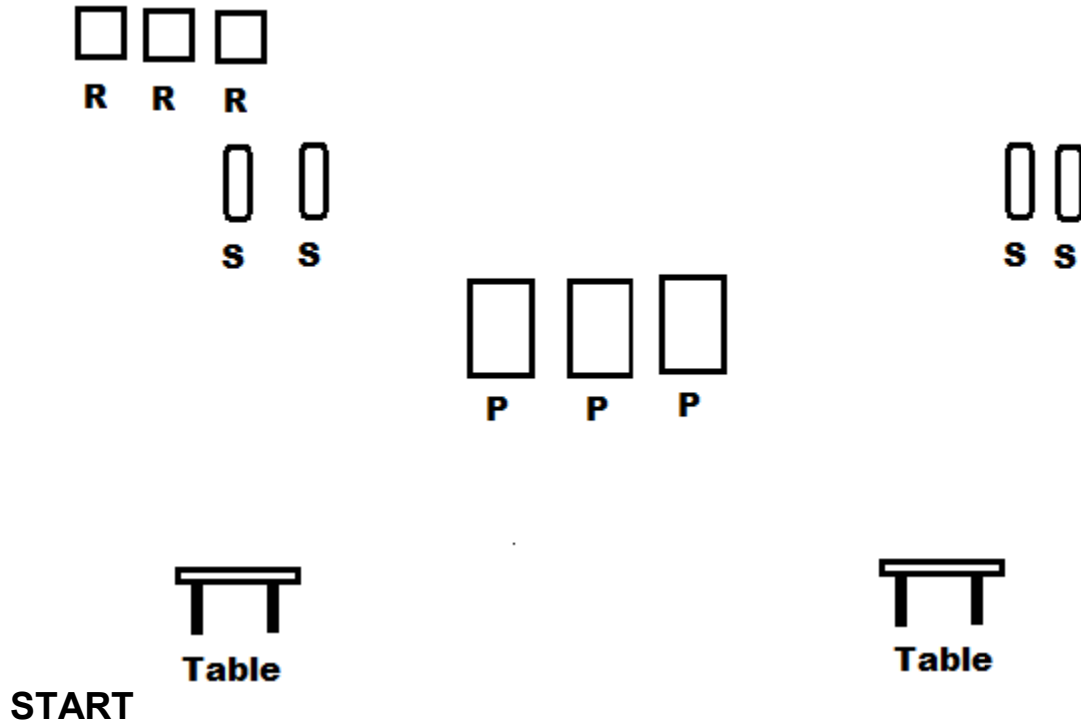
Begin standing behind right table with one hand on shotgun and the other hand on your shot shells.

At the beep engage the shotgun targets in any order.

Move to the middle of the pistol targets and double tap Nevada sweep the pistol targets from either side.

Move to rifle and engage the rifle targets in a double tap Nevada sweep.

Stage Three



Rifle held in both hands with 10 rounds in magazine

Pistol loaded with 5 rounds each and holstered

Shotgun staged on left table with 4+ rounds on your person

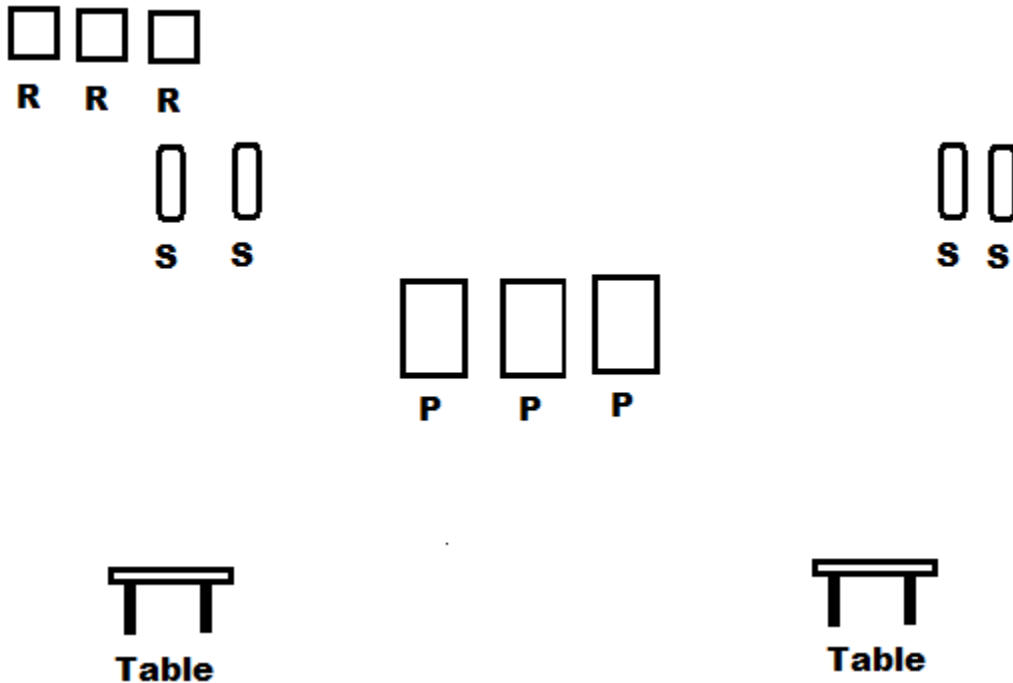
Begin standing to the left of the left table with rifle in both hands.

At the beep sweep the three rifle targets three times. With tenth round engage any pistol target. Make rifle safe.

With shotgun engage any two shotgun targets. Moving to right table engage the two remaining shotgun targets. Make shotgun safe on right table.

With pistols sweep the pistol targets three time and with tenth round engage any rifle target.

Stage Four



START

Shotgun staged on left table, 4+ rounds on your person

Rifle staged on left table with 10 rounds in magazine

Pistols loaded with 5 rounds each and holstered

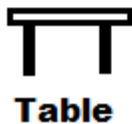
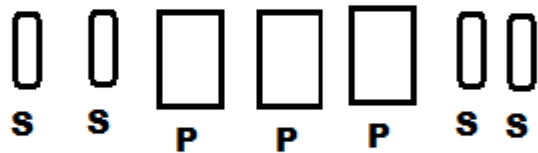
Begin standing in front of the middle pistol target.

At the beep engage the pistol targets with a 4-2-4 sweep.

Move to rifle and engage the rifle targets in a 4-2-4 sweep.

Retrieve shotgun and engage two shotgun targets. Move to within kicking distance of right table and engage the two remaining shotgun targets.

Stage Five



Table



Table

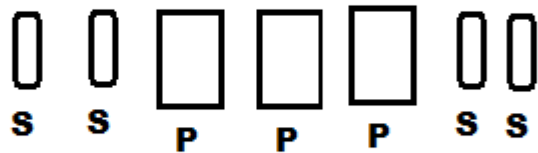
Pistols loaded with 5 rounds each and holstered
Rifle loaded with 10 rounds and staged on left table
Shotgun staged on left table

Begin standing **anywhere on the firing line**, hands in a Gabby Hayes surrender position.

At the beep using your first pistol, sweep the pistol targets from either left or right for 5 rounds. (Shotgun targets are pistol targets) With your second pistol sweep the pistol targets from the opposite direction for 5 rounds.

Move to rifle and engage an outside rifle target with 5 rounds and then engage the other outside target with the remaining 5 rounds. If any knockdown targets remain standing engage them with your shotgun to eliminate any misses.

Stage Six



Pistols loaded with 5 rounds each, staging a pistol on each table.
Rifle loaded with 10 rounds and staged on either table
Shotgun staged on either table

Begin standing behind either table.

At the beep engage pistol targets in a 1-2-1 sweep and with last round engaging a shotgun target. Repeat sequence with second pistol.

With rifle engage the rifle targets with a 1-2-1 sweep and with next round engaging a shotgun target. Repeat sequence with remaining five rifle rounds.

Any shotgun targets left standing may be shot with your shotgun to eliminate any misses.