

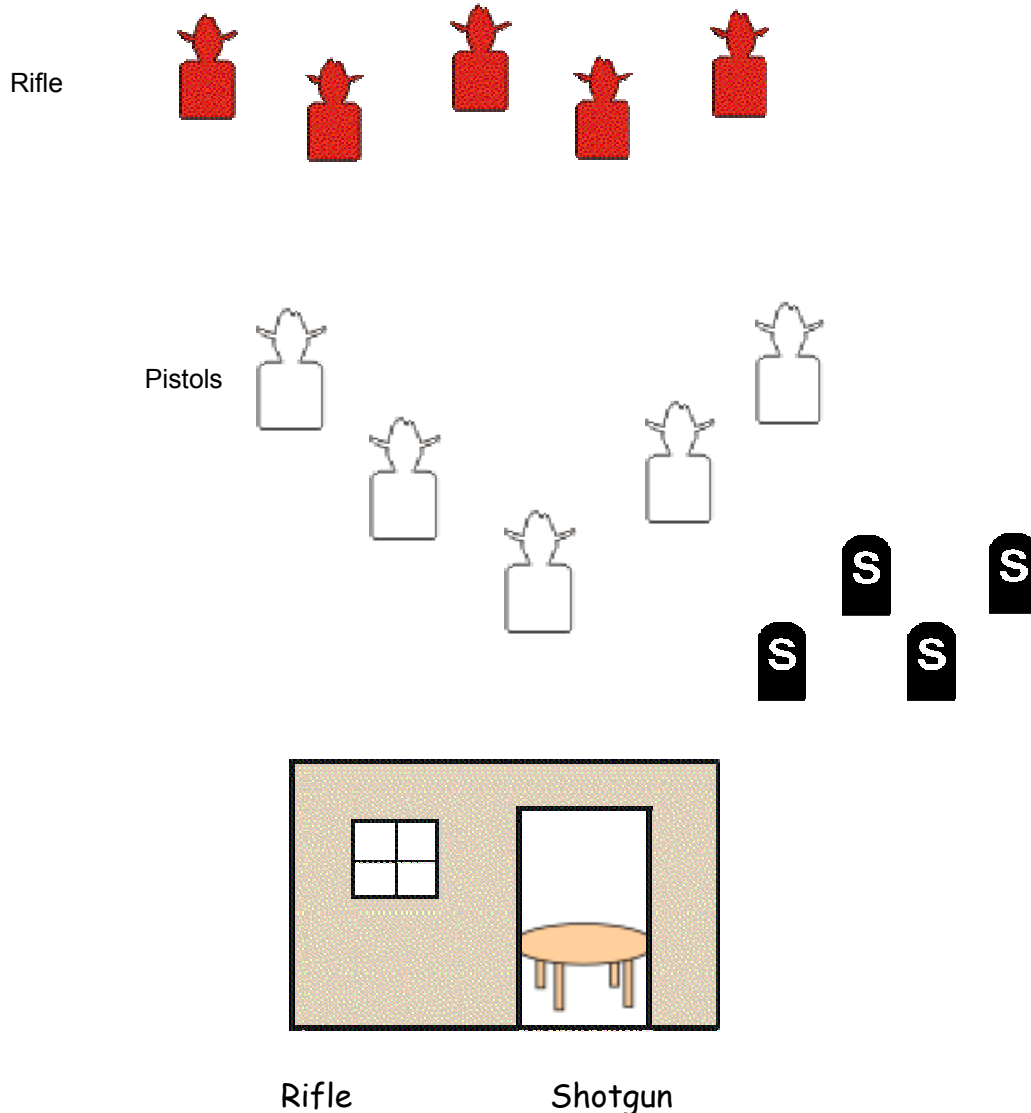
## Stage 1 - SOUTH OF THE RIO GRANDE

You have spent the evening at the Posada in Valle Grande enjoying the singing,

**Start:** Standing in window, rifle at port arms loaded with 10 rounds.

Two holstered pistols, loaded with 5 rounds each. Shotgun on table.

**At The Signal:** Shoot each rifle and pistol target twice. Then shoot shotgun



**Setup for Stages 1 - 3**

## Stage 2 - Still South of the Rio Grande

You are standing guard while Cisco gets some needed rest. It's nearly dawn when you see that the gang is back town.

Your two pistols, loaded with 5 rounds each, are in your holsters.

Rifle loaded with 9 (nueve) rounds and staged on table. Shotgun on Table.

**Start:** Behind table, hands at your side.

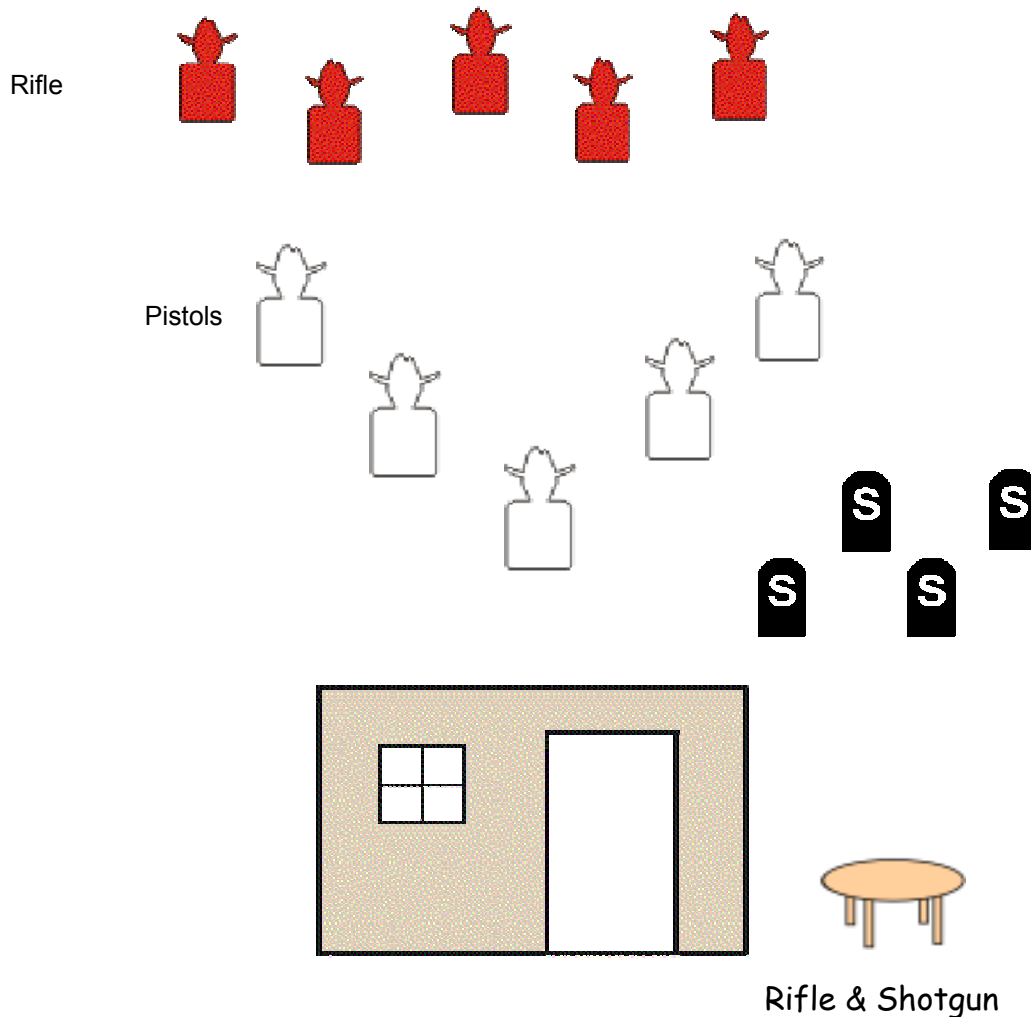
### At The Signal:

Shoot four shotgun targets and place the shotgun on table.

Pick up the rifle, and Nevada sweep the rifle targets. Return rifle to table.

Move to doorway.

Draw pistol, sweep targets. With second pistol sweep the opposite direction.



# Stage 3 - FURTHER SOUTH OF THE RIO GRANDE

You are guarding the Cantina.

## GUNS:

Rifle

Shotgun

Two Pistols

## Ammo:

8 Rounds

4 + Rounds

5 Rounds each

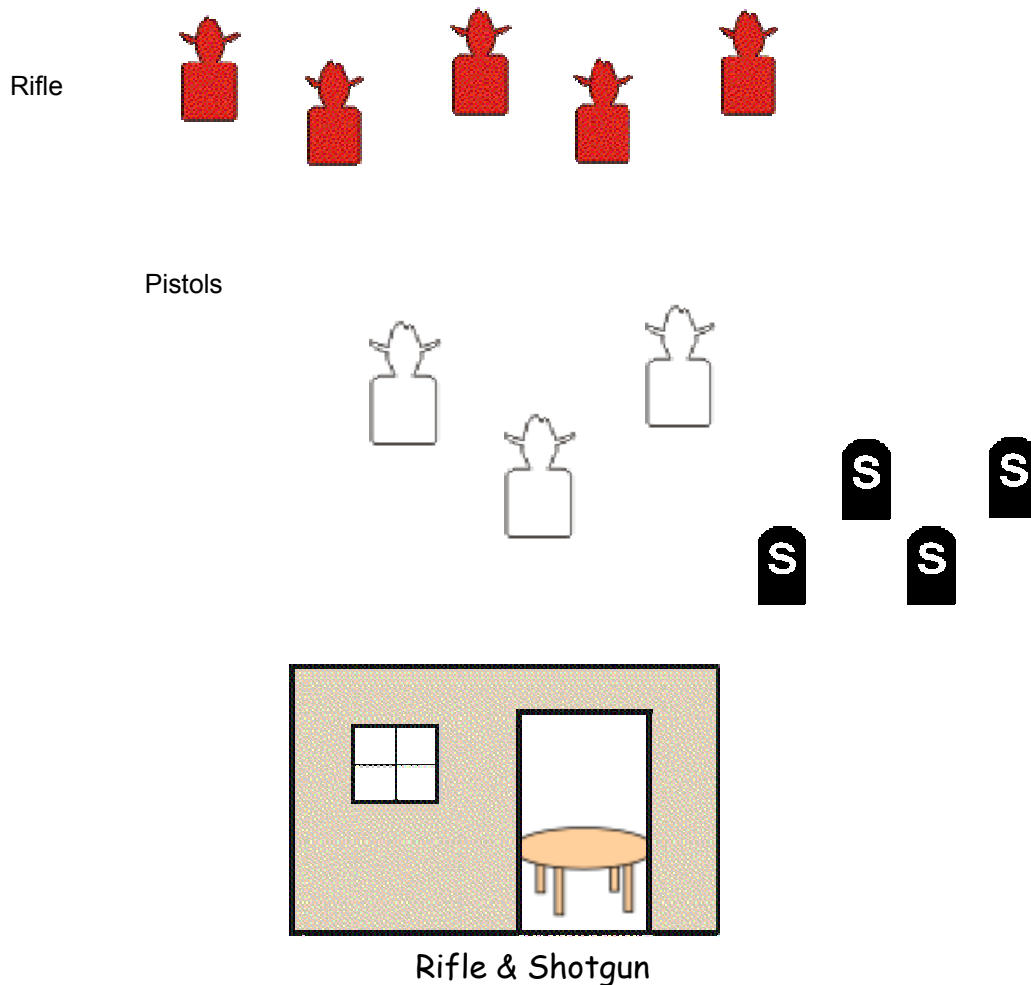
**Start:** Standing facing wall between window & door. Looking out window.

Two holstered pistols, loaded with 5 rounds each. Shotgun & rifle on table.

**At The Signal:** Shooting out the door, using wall for cover, shoot 5 on three pistol targets. Step back under cover of wall, then shoot second pistol out window - 5 on 3 targets.

Shoot rifle from doorway 2 - 1 - 2 - 1 - 2

Rifle on table, then shoot shotgun, any order



## Stage 4 - Back on the Range

You've returned from town and headed back North. Seems as though some scoundrals want your horses and tack.

### GUNS:

Rifle

Shotgun

Two Pistols

### Ammo:

9 Rounds

4 + Rounds

5 Rounds each

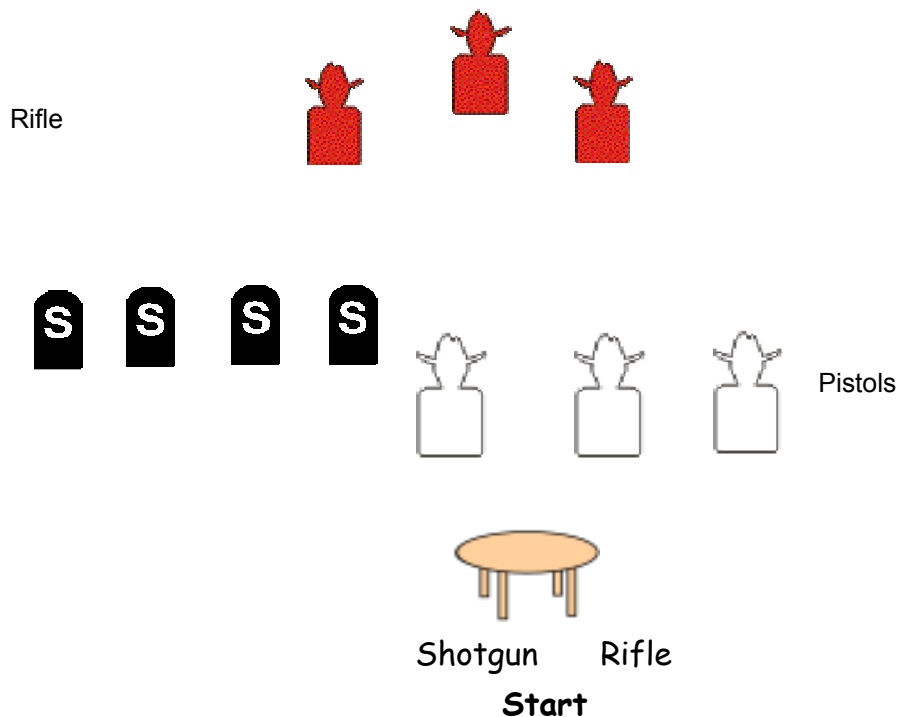
### **Start:**

Standing behind table. Pistols loaded with 5 each and holstered.

Your rifle, loaded with 9 rounds - held at port arms.

Shotgun open and empty on table.

**At The Signal:** Shoot rifle targets three times each. Put rifle on table, draw pistol and Nevada sweep pistol targets. Holster and with second pistol, repeat Nevada sweep. Then pick up shotgun and shoot shot shotgun targets, any order.



## Stage 5 - Deja Vu All Over Again

### Story:

Yer Still working on New River Kid and Ozark to stay awake! They got you covered by are startled by Ozark's snoring. So now's yer chance!

### GUNS:

Rifle

Shotgun

Two Pistols

### Ammo:

10 Rounds

4 + Rounds

5 Rounds each

### Start:

Standing behind table - Hands up - Gabby Hayes .

Pistols loaded with 5 each and holstered.

Shotgun open and empty on table.

**At The Signal:** Double-tap Nevada sweep the rifle targets for 10 rounds. Put rifle on bale, draw pistol and Nevada sweep pistol targets. Holster and with second pistol, repeat Nevada sweep in same direction, holster. Then pick up shotgun and shoot 4 targets, any order.

