

Macon - May '11 Stages

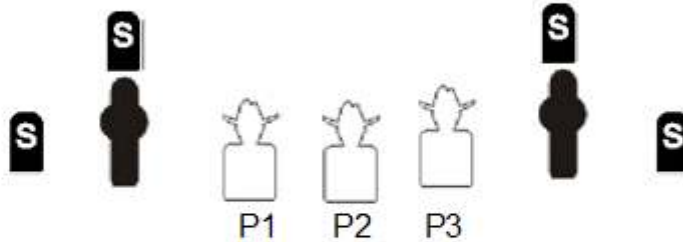
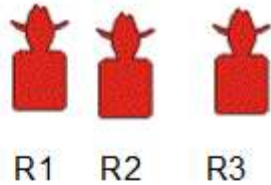
Stage 1

WELCOME TO NEEEVADER

Pistols loaded with 5 rounds each and holstered

Rifle loaded with 9 rounds staged on table.

Shotgun staged on "Center" table with 6+ rounds on your person



Begin standing behind left table with hands at your side. When ready say, "**Ain't they cuddly!**"

At the beep, shoot rifle targets with a Nevada Sweep. Make rifle safe on table.

Move to the other table. Engage the pistol targets in a Nevada Sweep starting on the end of your choice. With second 5 rounds, start on the other end.

Move to shotgun and engage the six targets in any order.

Macon - May '11 Stages

Stage 2

MEOWIE WOWEE

Pistols loaded with 5 rounds each and holstered

Rifle loaded with 10 rounds and staged on table of your choice.

Shotgun staged on the OTHER table with 6+ rounds on your person



Begin standing between the tables.

When ready say, **“What’s that sound!?!”**

At the beep, with pistols shoot one target with three rounds and two on the next. With last 5 rounds, shoot in the opposite direction.

Go to your rifle (On either table) and shoot the rifle targets in a 3 - 2 – 3 - 2 sweep.
Return rifle to table

Move to the shotgun and engage the shotgun targets.

Macon - May '11 Stages

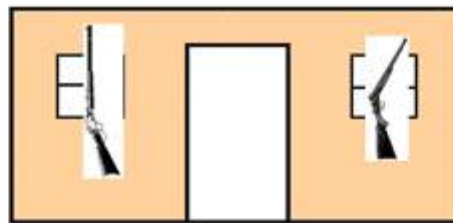
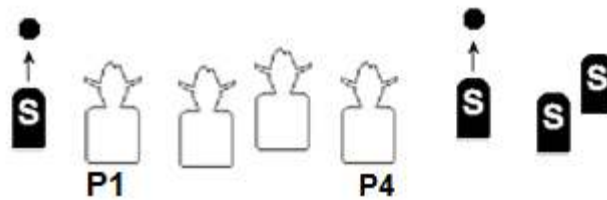
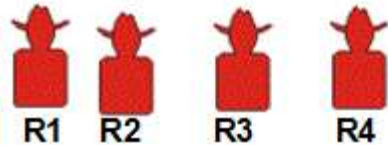
Stage 3

CAT HERDING

Pistols loaded with 5 rounds each and holstered

Rifle placed in left window, loaded with 10 rounds

Shotgun staged in right window, 6+ rounds on your person



START

Start standing behind left window.

When ready say, “**Ya ain’t gonna get ma Cats!**”

After the beep, with rifle do a Cat Herder Sweep starting on the left.

A Nevada Sweep with double taps on the end targets.

(Two shots on R1, one shot each R2 and R3, Two shots on R4, one shot each on R3 & R2 and two shots on R1)

Move to doorway. Starting on P1 or P4, with first pistol, double tap first target, then single tap the last three.

With next five shots, start on **other** end, double tap first target, then single tap the last three.

Move to right window and shoot the shotgun targets in any order.

The Cats are Safe!!!

Macon - May '11 Stages

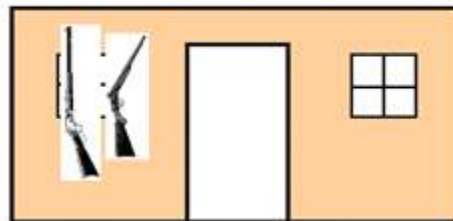
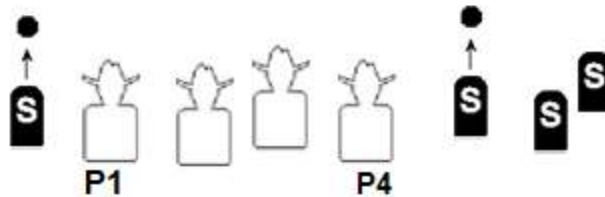

Stage 4

COVERING THE KITTENS

Pistols loaded with 5 rounds each and holstered

Rifle at port arms in left window, loaded with 8 rounds

Shotgun staged in left window, 6+ rounds on your person



START

Begin standing behind the left window with rifle at cowboy port arms.

When ready say, "I'm covering the KITTENS!"

Rifle first shot through left window in a 3,1,3,1, sequence – starting on either end.

Shotgun next, engage the two left shotgun targets. Take shotgun with you and shoot the remaining shotgun targets. Make shotgun safe in the window.

Draw pistols and through door, engage the pistol targets in a 3-2, 3-2 sequence. You may start on either end.