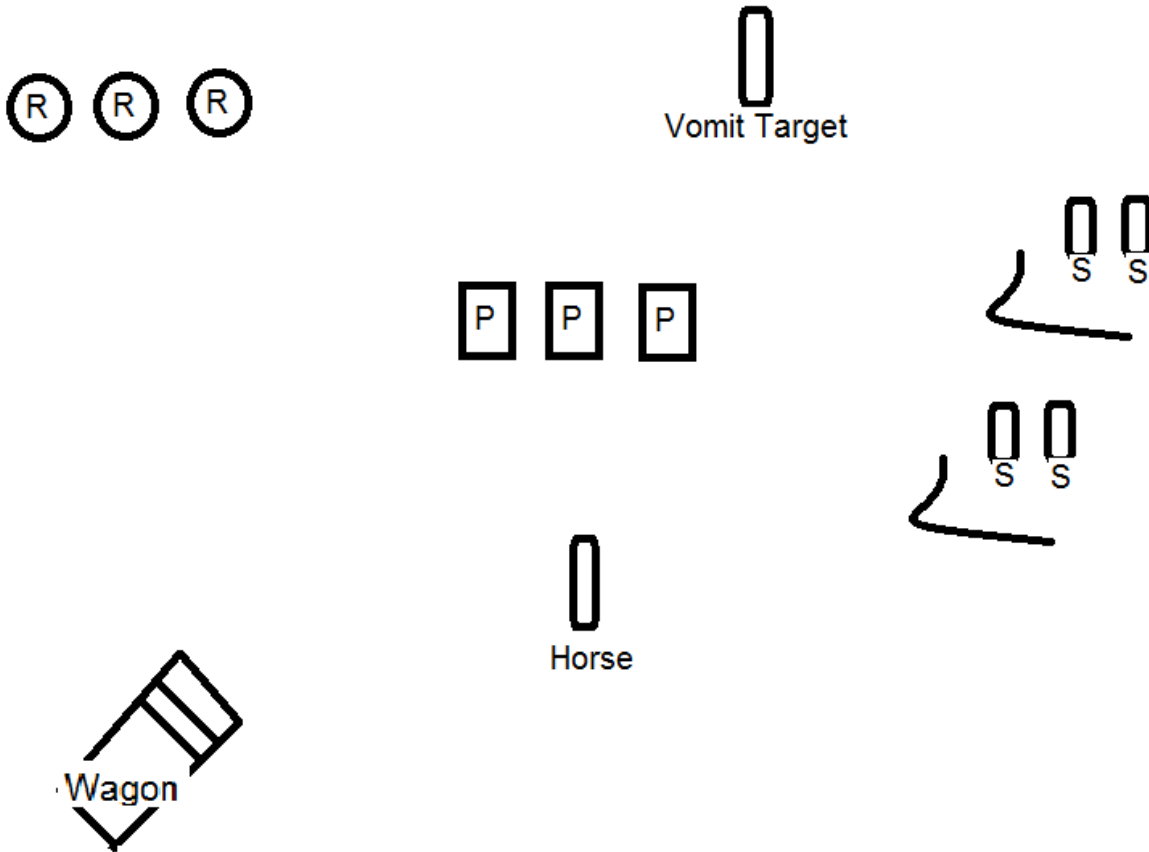


# Macon – April '13 Stages

## Stage 1



Pistols loaded with 5 rounds each and holstered  
Shotgun staged on horse with at least 6 rounds on your person  
Rifle loaded with 10 rounds and held in one hand

Begin standing behind wagon seat. When ready say **“Well I’ll be. Looks like I walked into a mess!”**

At the beep engage the rifle targets in a 2-6-2 sweep from either side. Put rifle on wagon seat with muzzle pointed down range towards side berm.

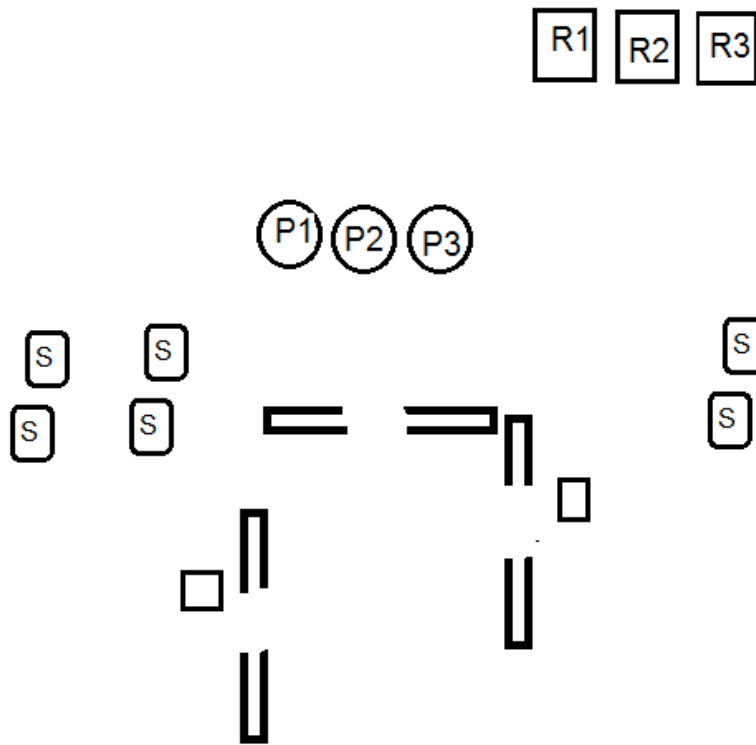
Move to within kicking distance of the horse and engage pistol targets in a 2-6-2 sweep.

Get shotgun from horse and engage the 6 shotgun targets from any safe position without breaking the 170-degree zone or shooting the barricades.

NOTE: Wagon seat would have to be designed to cradle rifle downrange towards side berm. May need to replace vomit target with 2 poppers if you feel like this stage has too many tricks.

# Macon – April '13 Stages

## Stage 2



Pistols loaded with 5 rounds each and holstered  
Rifle loaded with 10 rounds and staged on right table  
Shotgun held with two hands, at least 6 rounds on your person

Begin standing behind left prop holding shotgun with two hands.

At the beep engage the 4 shotgun targets. Carry shotgun to right prop and engage the 2 shotgun targets.

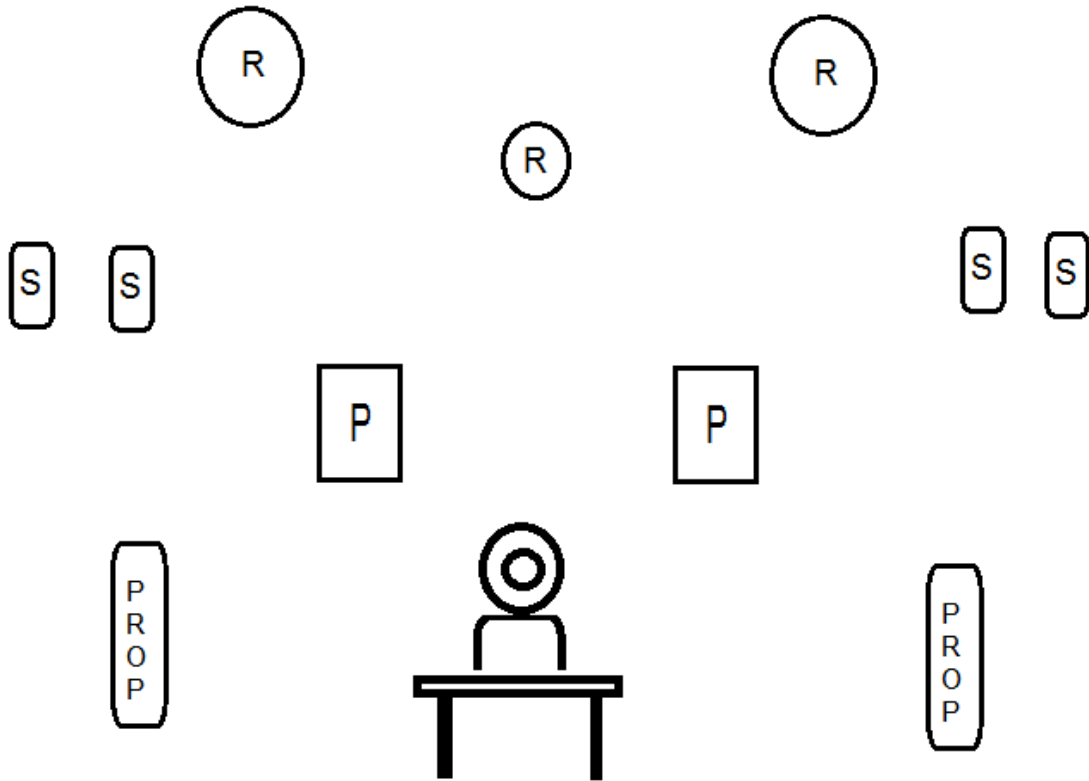
Put shotgun on right table, get rifle and engage rifle targets from right to left 10 shots on 3 targets.

Leaving rifle at table, move to middle doorway and engage pistol targets from right to left 10 shots on 3 targets.

NOTE: The prop used for discarding of shotgun and rifle should be designed to avoid sweeping shooter when advancing to pistol position

## Macon – April '13 Stages

### Stage 3



Rifle loaded with 10 rounds and staged on table

Pistols loaded with 5 rounds each and staged on table

Shotgun staged on either left or right prop with at least two shells on your person

Begin seated at the table. Hands are resting on your legs.

At the beep using pistols as needed put one round in gambler sitting across from you. Then put 4 rounds on one pistol target and 5 rounds on the other pistol target in any order. Remain seated to shoot your pistols.

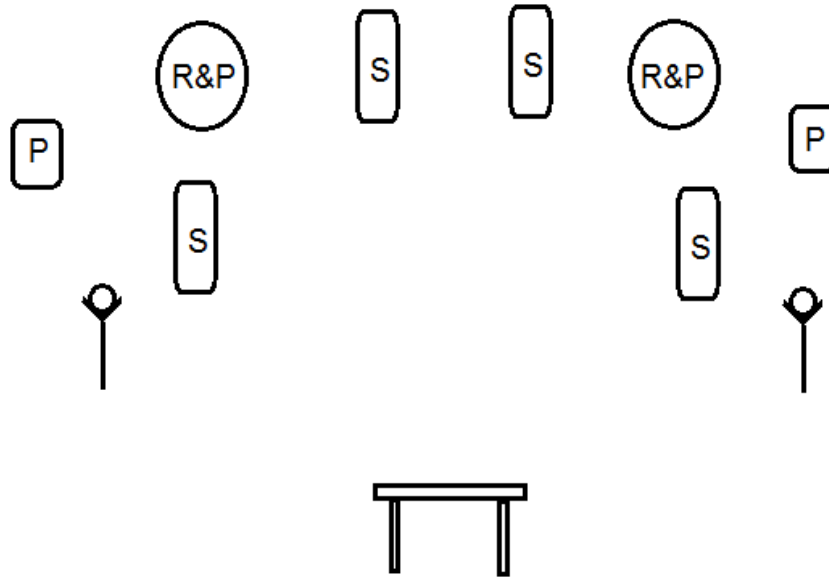
Get your hands on your rifle and engage close center rifle target with 1 round, then 4 rounds on an outside rifle target, then 1 round on close center rifle target, then the last 4 rounds on the other outside rifle target. You may stand or remain seated to shoot rifle.

Move to either the left or right prop and engage 2 shotgun targets.

NOTE: Use balloon for target on the gambler

# Macon – April '13 Stages

## Stage 4



○  
Start

Pistols loaded with 5 rounds each and holstered  
Shotgun staged on table with at least 6 rounds available  
Rifle loaded with 10 rounds and held with both hands

Begin standing on the start stone.

At the beep using any shooting order - use your rifle to engage the two clays with 1 round each and the two large targets with 4 rounds each. You will be able to make up misses on the clays with your shotgun.

Put rifle on table and with pistols as needed engage the two small targets with 1 round each and the large targets with 4 rounds, again in any order.

Get shotgun from table and engage the 4 shotgun targets and any missed clays, again in any order.

NOTE: Target placement should be to avoid shooting rifle over shotgun