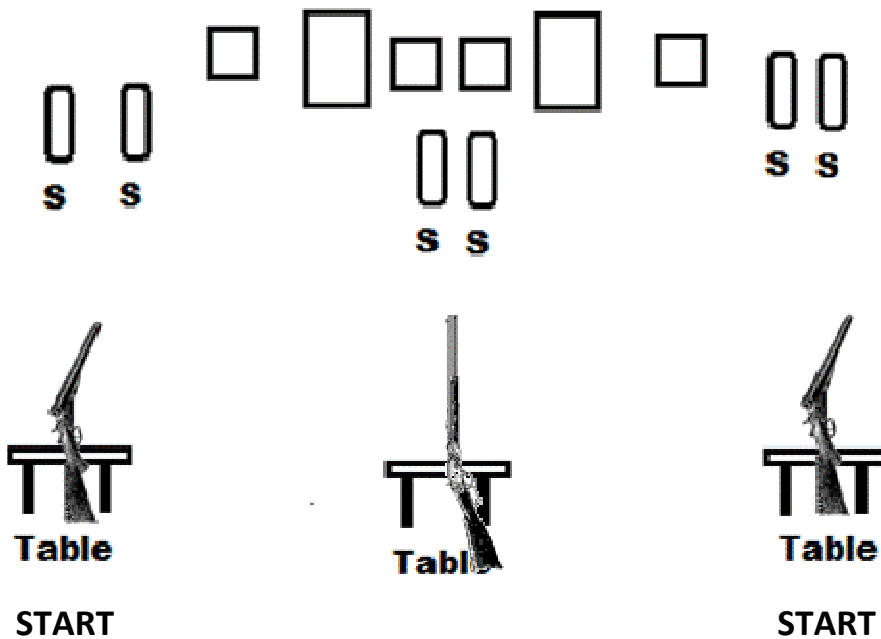


## STAGE ONE



**AMMO:** 10, 10 & 6+

Pistols loaded with 5 rounds each and holstered,  
Rifle loaded with 10 rounds and staged on middle table,  
Shotgun staged on either outside table with 6+ rounds on you

**Start standing at table behind your shotgun.**

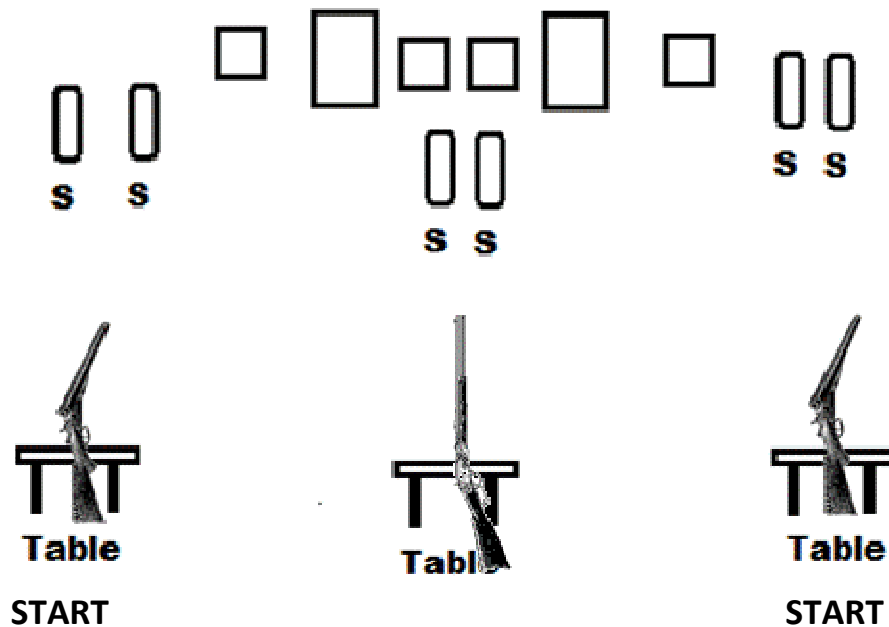
When ready say **"I'm here to settle the debt!"**

At the beep engage the 2 shotgun targets, move to another table and engage 2 more shotgun targets, then move to last table and engage the last two shotgun targets. Shotgun targets must be made up at the original location.

With rifle engage the targets in a 2,1,2,2,1,2 sweep starting from either end. (small targets double tapped and large targets shot once).

Repeat instructions for pistols.

## STAGE TWO



**AMMO:** 10, 10 & 6+

Pistols loaded with 5 rounds each and holstered,

Rifle loaded with 10 rounds and staged on middle table,

Shotgun staged on either outside table with 6+ rounds on you

**Start standing at table behind your shotgun.**

When ready say **"I'm ready, get your prayers said!"**

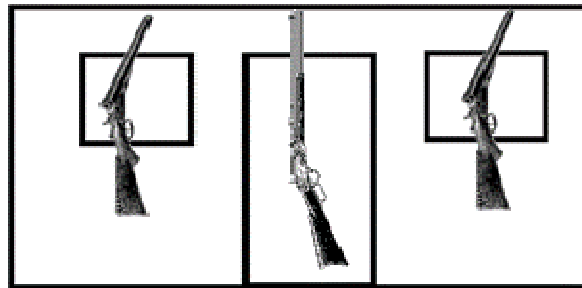
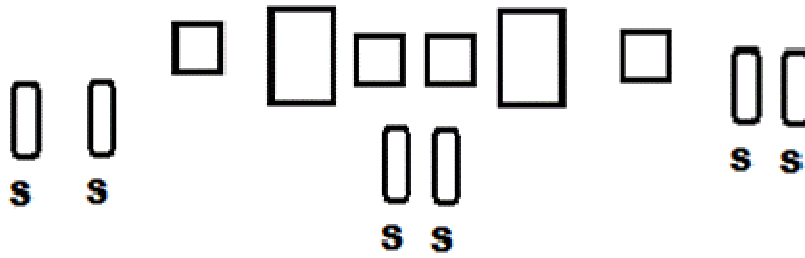
At the beep engage the 2 shotgun targets, move to another table and engage 2 more shotgun targets, then move to last table and engage the last two shotgun targets.

Shotgun targets must be made up at the original location.

With rifle starting on either side shoot a Hawkeye Gin Sweep. 1 on first target, 2 on second target, one on third target, one on fourth target, one on third target, one on fourth target, 2 on fifth targets, then 1 on sixth target. (1,2,2,3,4,3,4,5,5,6).

With pistols repeat rifle instructions. Good luck and say your prayers.

## STAGE THREE



START

START

**AMMO:** 10, 10 & 6+

Pistols loaded with 5 rounds each and holstered,

Rifle loaded with 10 rounds and staged on middle table in doorway,

Shotgun staged on either window table with 6+ rounds on you

**Start standing at window behind your shotgun.**

When ready say **"I've said my prayers and I am ready!"**

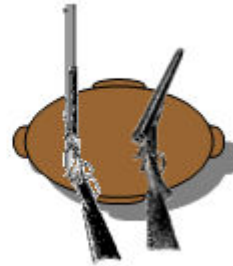
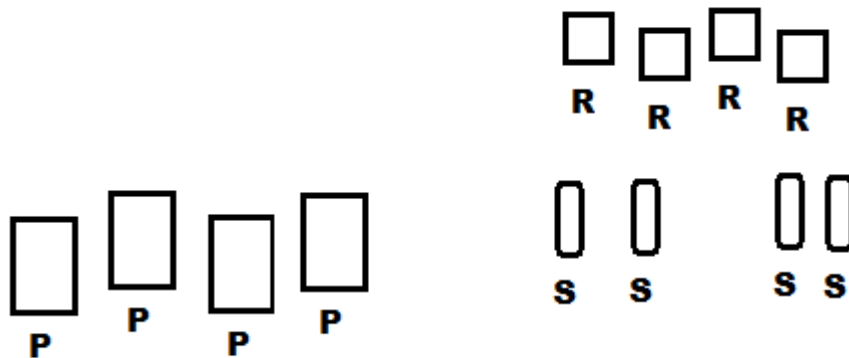
At the beep engage the 2 shotgun targets, move to another location and engage 2 more shotgun targets, then move to last location and engage the last two shotgun targets.

Shotgun targets must be made up at the original location.

With rifle starting on either side shoot a Hawkeye Gin Sweep. 1 on first target, 2 on second target, one on third target, one on fourth target, one on third target, one on fourth target, 2 on fifth targets, then 1 on sixth target. (1,2,2,3,4,3,4,5,5,6).

With pistols repeat rifle instructions. Good luck and say your prayers before you shoot.

## STAGE FOUR



**START**

**AMMO:** 10, 10 & 4+

Pistols loaded with 5 rounds each and holstered,

Rifle loaded with 10 rounds and staged on right table,

Shotgun staged on right table with 4+ rounds on your person

**Begin standing behind right table with hands on pistols.**

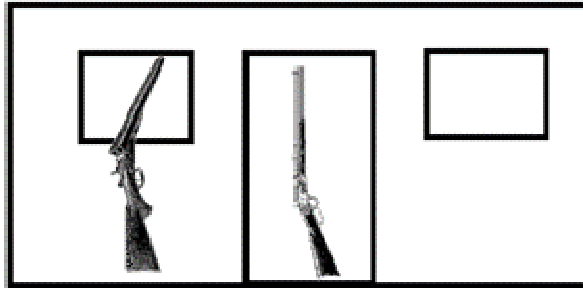
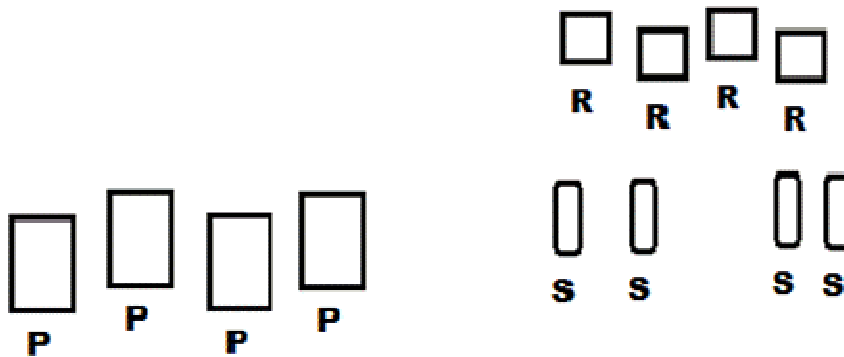
When ready say **“I’ll be two toads and a frog!”**

At the beep pick up your rifle and alternate for 5 shots a pair of targets. Then repeat instructions for the other pair of targets. You may start inside or outside on each “pair”.

With shotgun engage each pair of shotgun targets, inside to outside.

Move behind left table and with pistols repeat the rifle instructions.

## STAGE FIVE



**START**

**AMMO:** 10, 10 & 4+

Pistols loaded with 5 rounds each and holstered,

Rifle loaded with 10 rounds and staged doorway,

Shotgun staged in left window with 4+ rounds on your person

**Start standing at left window with hands on pistols.**

When ready say **“Duck everyone, I’m coming in, guns a blazing!”**

At the beep with pistols do a Lawrence Welk sweep, starting from either end.

Move to doorway and with rifle repeat pistol instructions.

With shotgun engage the shotgun targets outside first then the inside shotgun targets.