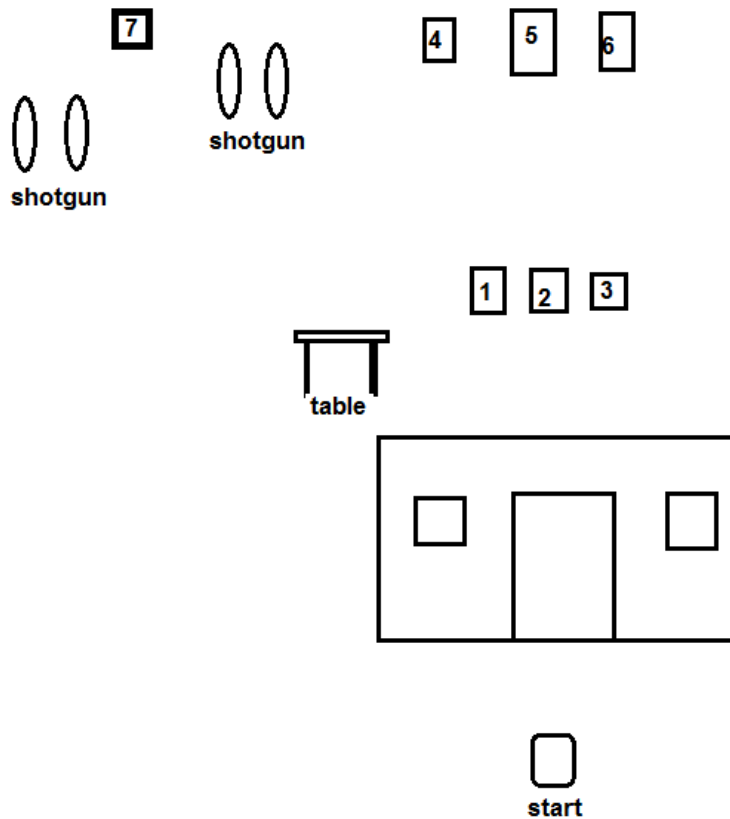


## Stage One



Rifle loaded with 9 rounds and held at port arms

Rifle re-load on your person

Pistols loaded with 5 rounds each and holstered

Shotgun staged on table with 4+ rounds on your person

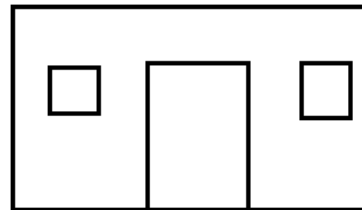
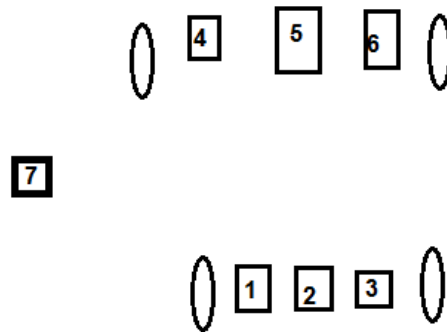
Begin standing on start stone in front of doorway, rifle held at port arms. When ready state **"I'm coming in"**.

At the beep engage target 2 with 3 rounds. With rifle in a safe mode move to porch then engage targets 1, 2, & 3 with one round each. With rifle in a safe mode step inside doorway and engage targets 4, 5, & 6 with one round each. Reload rifle and engage target 7 with one round.

Put rifle on table and with shotgun engage the 4 shotgun targets.

With shotgun returned to table engage targets 1, 2, & 3 with first pistol until empty. With second pistol engage targets 4, 5, & 6 until empty.

## Stage Two



Rifle loaded with 9 rounds and staged in left window  
Pistols loaded with 5 rounds each and holstered  
Shotgun staged in right window

Begin sitting in chair that will be located on porch, you may put chair anywhere you want the chair.

You are reading your weekly newspaper.

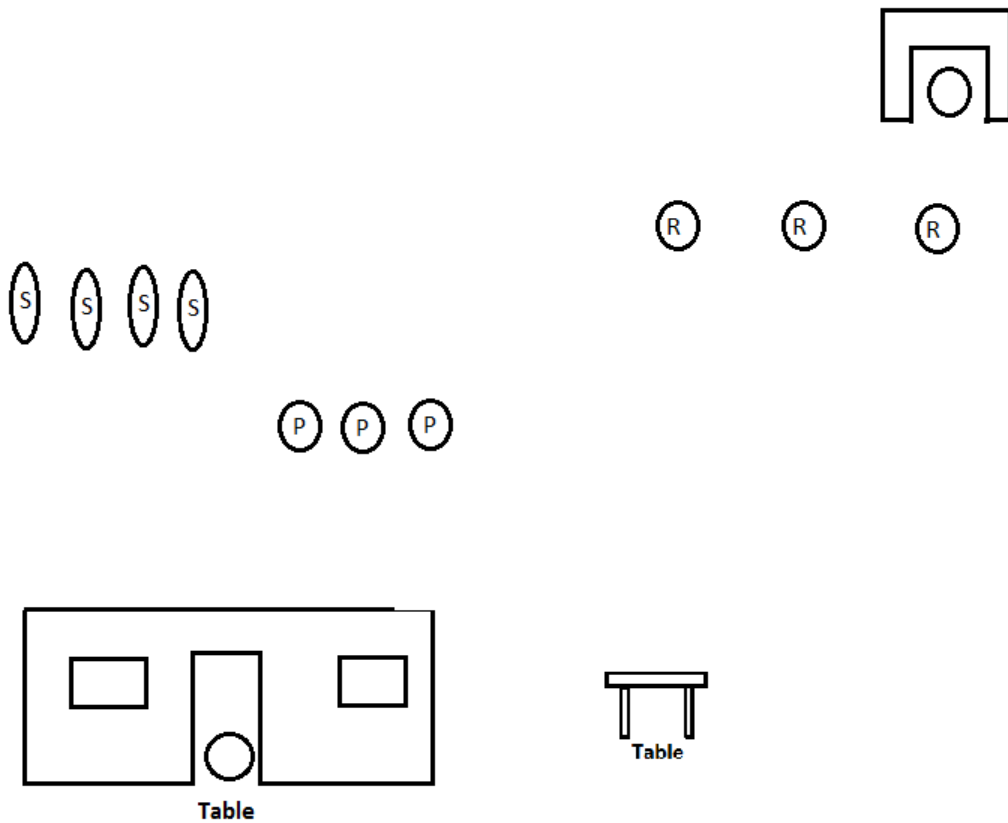
When ready say **“Well look at this, bout time someone got Billy the Kid”**.

At the beep move to rifle and engage the targets starting with #7, any popper, then 4, 5, 6, then any popper, then 6, 5, 4.

Putting rifle back on ledge move to doorway and with first pistol engage target #7, any popper, then targets 1, 2, 3. With second pistol engage target #7, any popper, then targets 3, 2, 1.

If you have any poppers standing at this time, you may move to right window and engage them with your shotgun.

## Stage Three



Rifle loaded with 10 rounds, rifle held at port arms  
Pistols loaded with 5 rounds each and holstered  
Shotgun staged on table in doorway with 4+ rounds on your person

Begin standing behind table to the right of building. When ready say “**Get way from that thar mine**”.

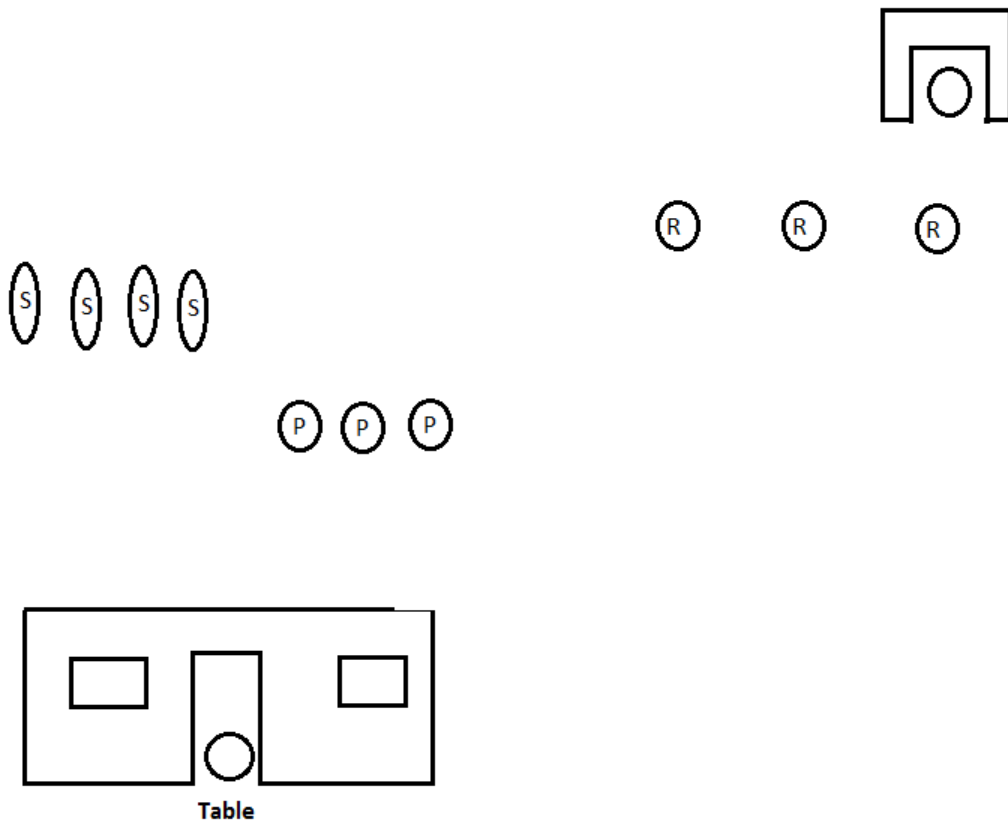
At the beep engage the 3 rifle targets three times each from the right. Tenth round engages the target in mineshaft. Re-load a round and engage the target for a second time.

Leaving rifle on table, proceed at your own pace to right window of building and with pistols engage the pistol targets 3 times each from the right. Put tenth pistol round on target in the mind shaft.

Rapidly proceed at your own pace to table in doorway, retrieve shotgun and engage the shotgun targets right to left.

Each time you hit the target in the mineshaft you get a 10 second bonus.

## Stage Four



Rifle loaded with 10 rounds and staged in right window  
Pistols loaded with 5 rounds each and holstered  
Shotgun stage in left window, 4+ rounds on your person

Begin standing in doorway with hands on pistols. When ready **nod your head**.

At the beep engage the pistol targets right to left in a reverse Lawrence Welk Sweep beginning with the target in the mineshaft. (4 and 3 and 2 and 1). No bonuses on this stage so aim your weapons.

Move to rifle and beginning with target in the mineshaft do another Lawrence Welk Sweep.

Move to shotgun and engage the shotgun targets right to left.