


## Stage One



Pistols loaded with 5 rounds each and holstered  
Rifle loaded with 10 rounds and staged on left table  
Shotgun held in hands, 4+ rounds on your person


Starting position is one foot touching start plate  
Starting line is "I'll get them, don't worry boss"

ATB engage the two popper targets until down. Then engage the two swinging clay targets. Make shotgun safe.

With rifle engage the two middle targets with 3 rounds each, then put 2 rounds on each outside target. Put rifle on right table.

With pistols engage the pistol target with same instructions as rifle.

## Stage Two




Pistols loaded with 5 rounds each and holstered  
Rifle loaded with 10 rounds and staged on left table  
Shotgun staged on left table, 4+ rounds on your person

Starting position is standing behind right table  
Starting line is "I get annoyed with all this waiting"

ATB Nevada sweep the pistol targets with a continuous sweep.  
With rifle repeat the shooting instructions.  
Make rifle safe and with shotgun engage the two popper targets until down.  
Then engage the two swinging clays.

### Stage Three



Pistols loaded with 5 rounds each and holstered  
Rifle loaded with 10 rounds and staged on left table  
Shotgun staged on right table, 4+ rounds on your person

Starting position is standing behind right table  
Starting line is "Drop those smoke wagons, now"


ATB engage a pair of pistol targets with 2-1-2 sweep. Repeat sequence with the other pair of pistol targets.

With shotgun engage the two popper targets. Make shotgun safe on left table.

With rifle engage rifle targets with same instructions as the pistol targets.

Lastly engage the two clay targets with your shotgun.

## Stage Four



Pistols loaded with 5 rounds each and holstered  
Rifle loaded with **8 rounds** and staged on left table  
Shotgun staged on left table, 2+ rounds on your person

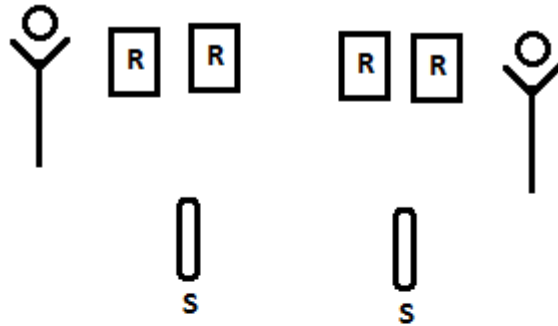
Starting position is standing behind left table  
Starting line is "\$10 says I can make that shot"

ATB double tap the 4 rifle targets. Load one rifle round and engage a clay target. Load another rifle round and engage the other clay target. If you miss the clay target(s) use your shotgun to clean up.

Engage the two shotgun popper targets. Make shotgun safe on right table.

With pistols engage an end target with 5 rounds. Then Nevada sweep the other 3 targets.

## Stage Five



Pistols loaded with 5 rounds each and holstered  
Rifle loaded with 10 rounds and staged on table  
Shotgun staged on table, 4+? rounds on your person

Starting position is standing behind table

Starting line is "Let's Shoot"

ATB with a pistol, engage a popper target. Then alternate a pair of targets for 4 rounds. With second pistol engage the other popper target. Then alternate the other pair of targets for 4 rounds.

With rifle engage a clay target and then alternate a pair of targets for 4 rounds. Then engage the other clay target and alternate the other pair of targets for 4 rounds.

If a clays or poppers still standing, you may engage them with your shotgun.