

Stage 1 GUARDING M' PIGS

You're standing guard outside the CABIN to prevent the outlaws from stealing yer pigs. You smell those thieves a' coming as they get closer.

GUNS:

Rifle

Shotgun

Two Pistols

Ammo:

10 Rounds

4 + Rounds

5 Rounds each

Start:

Standing at table, rifle at port arms

Two pistols holster with 5 rounds each

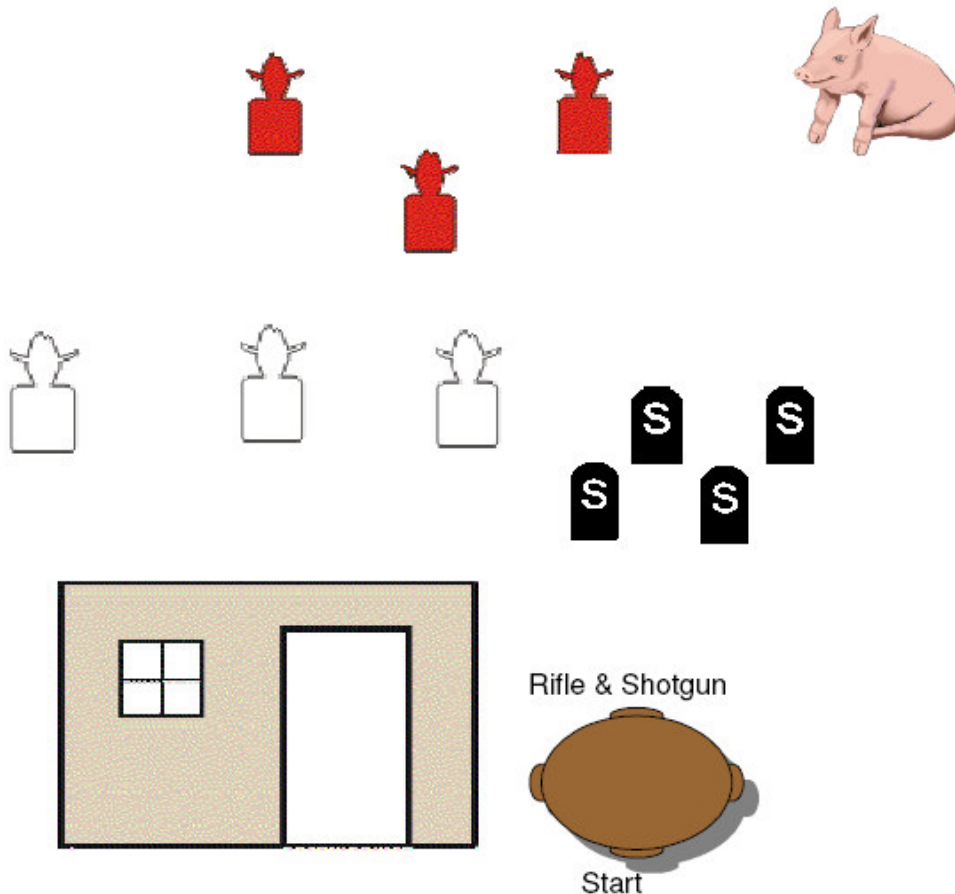
Shotgun open and empty on table.

At The Signal:

With rifle Nevada sweep rifle targets starting on the R1. Last Round on Pig.

Move to door and Nevada sweep pistol targets starting on the right. Do it again

Back to the table and shoot shotgun targets.



Stage 2 About Pigs

Just because we DON'T RENT PIGS, doesn't mean we don't like BACON!

GUNS:

Rifle

Shotgun

Two Pistols

Ammo:

9 Rounds

4 + Rounds

5 Rounds each

Start: Standing to the left of the building, with your strong hand pointing at Pinky.

WHEN READY SAY "**But I LOVE Bacon!**".

At The Signal: With first pistol, alternate between P1 and Pig for 5 rounds. Move to doorway and alternate between the two pistol targets.

Move to table and with rifle shoot R1 - once, R2 - 3 times, R3 - once, R2 - 3 times and R1 - once. Finish with shotgun targets, any order.



R1



R2



R3

NOTE:

Pig setting on barrel



P1



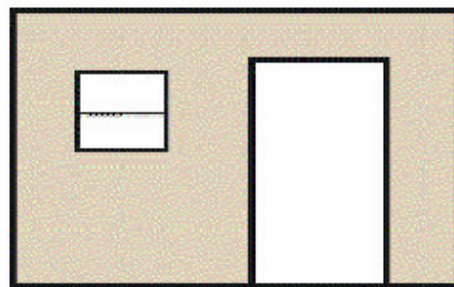
P2



P3



P4



Start

Rifle & Shotgun



Stage 3 Time to Butcher

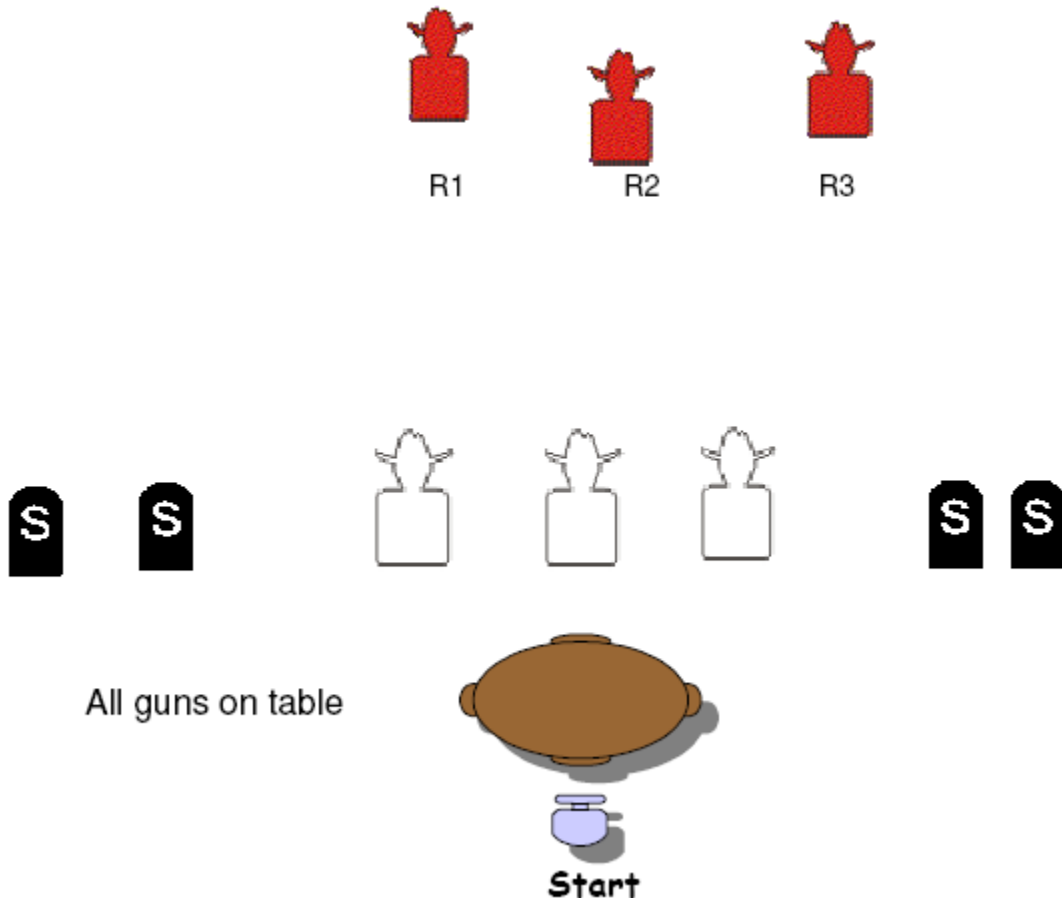
You can almost taste that bacon when the crooks decide they want yer bacon!

<u>GUNS:</u>	<u>Ammo:</u>
Rifle	10 Rounds
Shotgun	4 + Rounds
Two Pistols	5 Rounds each

Start: All gun on the table

Seated at the table holding knife in one hand, not touching guns. Pistols loaded and staged on the table. Your rifle, loaded with 10. Empty shotgun on the table.

When ready say "I'll cut you next!" At The Signal: While sitting, with pistol shoot outside target twice and middle 3 times. With second pistol, shoot other outside twice and middle 3 times, return pistols to table. Either sitting or standing, using rifle shoot an outside twice, middle 3 times, then other outside twice then middle 3 times. (Stand) and shoot shotgun targets, any order.



Stage 4 A Great Breakfast

You're carrying yer breakfast to the table when the final survivors decide to join you.

<u>GUNS:</u>	<u>Ammo:</u>
Rifle	10 Rounds
Shotgun	6 + Rounds
Two Pistols	5 Rounds each

Start: Standing a full step behind the table with plate in hand.
Pistols loaded with 5 each and holstered.
Empty shotgun on table, Rifle loaded with 9 rounds and staged on the table.

When ready say "**PIG OUT**"

At beep set plate on table. With **rifle** do a double-tap Nevada sweep, your choice of direction. Rifle on table, **Shotgun** shoot shotgun targets outside, outside, then inside, inside. With **pistols**, do a double-tap Nevada sweep on the pistol targets. Pick up **shotgun**, run to line and shoot two clay targets. Enjoy yer breakfast.

